



Helping Your Child Get Ready: Week 4



These are the skills your child will be working on this week.

Math

- adding and subtracting through 18
- adding and subtracting with three addends

Reading

- visualizing
- making inferences

Writing

- punctuating questions

Vocabulary

- final consonants
- -ight word family

Grammar

- sentence types: telling, questions, exclamations, command

Here are some activities you and your child might enjoy.

Starring Role All children like to hear stories about themselves. Help your child feel like a star by sharing memories of him or her, finding stories with characters that have your child’s name, or when reading aloud to your child, insert his or her name in place of the main character’s.

Compound Interest Point out examples of compound words to your child. Then have him or her keep track of the compound words heard during an hour. Try it another time and challenge your child to improve on his or her last “score.”

The Case of the Mysterious Sock Invite your child to find a secret object to put in a sock. Try to guess what it is by feeling the object through the sock. Trade roles. Play again.

Start Collecting Having a collection is a great way for a child to develop higher-level thinking skills like sorting and analyzing. Encourage your child to start one. Leaves, rocks, stamps, or shells are all easy and fun things to collect.

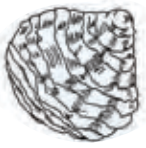


Your child might enjoy reading the following books:

Everybody Cooks Rice
by Norah Dooley

Chester’s Way
by Kevin Henkes

Stuart Little
by E.B. White





Race Through the Facts

Add or subtract. The race car that ends with the highest number wins the race!



Color the winning race car blue.



Ask Mother Goose



A sentence that asks a question ends with a question mark (?).
It often begins with one of these words.

Who ... Where ... Why ... Could ...
What ... When ... Will ...



Rewrite the questions using capital letters and question marks.

1. where is the king's castle

2. who helped Humpty Dumpty

3. why did the cow jump over the moon

4. will the frog become a prince

5. could the three mice see






A Stormy Day

Big, black clouds appeared in the sky. Lightning struck the tallest tree. The scared cow cried, “Moo!” It rained hard. Soon there was a mud puddle by the barn door. Hay blew out of the barn window.

Read the story above. Then go back and read each sentence again. Add to the picture everything that the sentences describe.





Telling Sentences and Questions

A **telling sentence** tells something. It begins with a capital letter and ends with a period.

A **question** asks something. It begins with a capital letter and ends with a question mark.

Underline the capital letter that begins each sentence. Add a period (.) if it is a telling sentence. Add a question mark (?) if it is a question.

1. The vet is nice _____
2. She helped my dog _____
3. Did she see your cat _____
4. Is the cat well now _____
5. My cat feels better _____

The order of the words in a sentence can change its meaning. Change the word order in the telling sentence to make it a question. Write the question.

6. He will take the cat home.
-



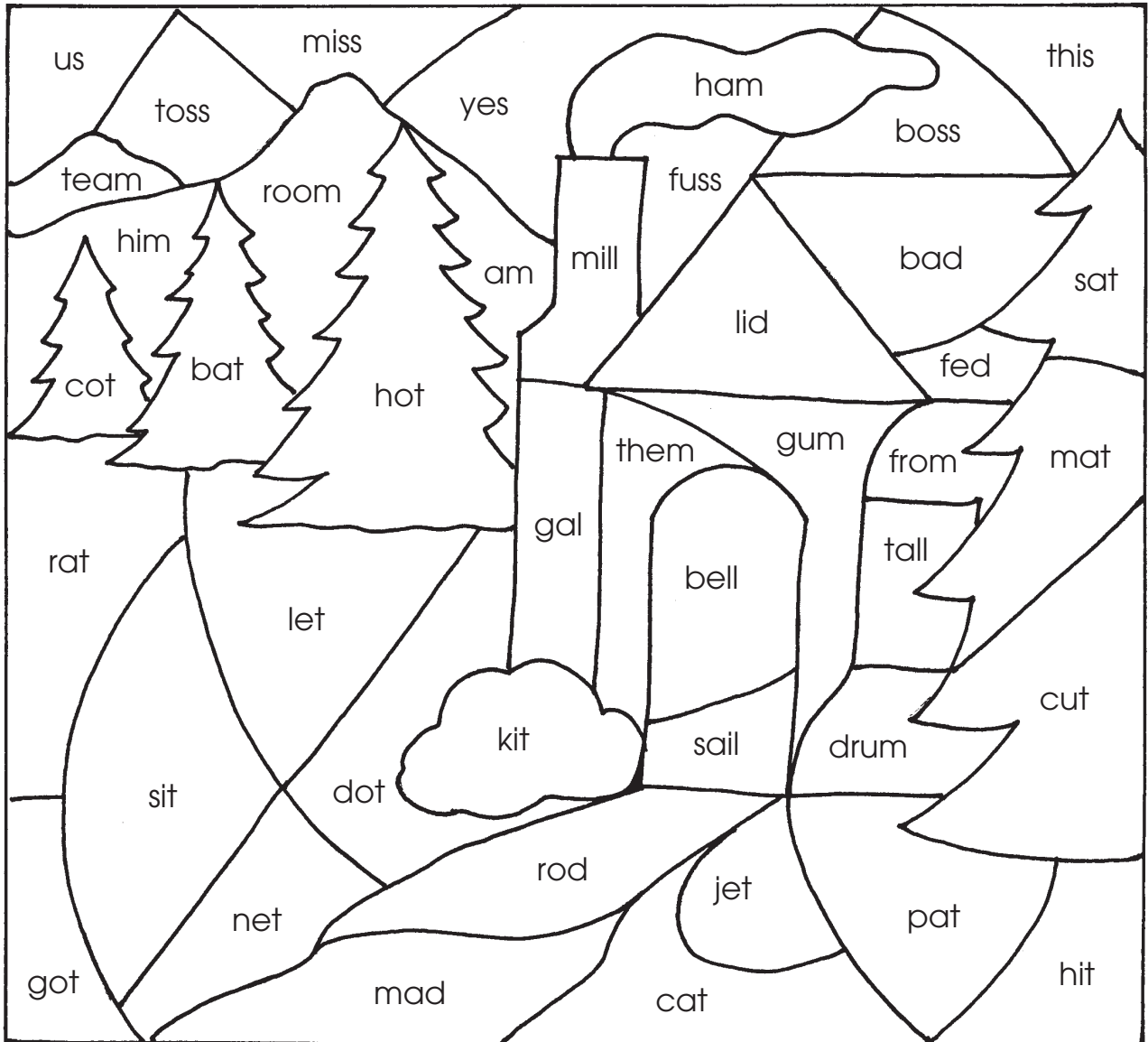
What Do You See?

Say the words.

Listen for the ending sounds.

Use the Ending Sounds Color Code to make a picture.

Ending Sounds Color Code				
blue = s	green = t	black = d	red = l	white = m





Exclamations and Commands

An **exclamation** shows strong feelings, such as excitement, surprise, or fear. It begins with a capital letter and ends with an exclamation mark (!).

A **command** makes a request or tells someone to do something. It ends with a period or an exclamation mark.

Read each sentence. Write E if the sentence is an exclamation. Write C if the sentence is a command.

- 1. Ruby copies Angela! _____
- 2. Look at their dresses. _____
- 3. They're exactly the same! _____
- 4. Angela is mad! _____
- 5. Look at Ruby! _____
- 6. Show Angela how Ruby hops. _____



Write each sentence correctly.

Exclamation what a pretty dress

7. _____

Command don't copy other people

8. _____



A Perfect Strike

Fill in the missing number.



Find three different ways to make 8 with 3 numbers.

--	--	--



Types of Sentences; Capital I

A **telling sentence** begins with a capital letter and ends with a period.

A **question** begins with a capital letter and ends with a question mark.

An **exclamation** begins with a capital letter and ends with an exclamation mark.

A **command** begins with a capital letter and ends with a period. The word **I** is always capitalized in a sentence.

Decide if each sentence is a telling sentence, a question, an exclamation, or a command. Write T, Q, E, or C on the lines.

1. My sister and I went to the lake. _____
2. Come see this. _____
3. I saw three little sailboats. _____
4. Put the boat in the water. _____
5. Did I have a good time? _____
6. You bet! I loved it! _____
7. Can I go again soon? _____

What would you do at the lake? Use the word **I** and your own ideas to finish the sentences.

8. At the lake _____ saw _____ .
9. _____ can _____ .
10. My friend and _____ liked _____ best.



Who Am I?



Use details from the story to make decisions about the characters.

Circle the picture that answers the riddle.

- I have feathers. I also have wings, but I don't fly. I love to swim in icy water. Who am I?



- I am 3 weeks old. I drink milk. I cry when my diaper is wet. Who am I?



- I live in the ocean. I swim around slowly, looking for something to eat. I have six more arms than you have. Who am I?



- I am an insect. If you touch me, I might bite you! I make tunnels under the ground. I love to come to your picnic! Who am I?



- I am a female. I like to watch movies and listen to music. My grandchildren love my oatmeal cookies. Who am I?



- I am a large mammal. I live in the woods. I have fur. I stand up and growl when I am angry. Who am I?



- I wear a uniform. My job is to help people. I ride on a big red truck. Who am I?





-ight Words

Unscramble each word. Write it on the line.

htgfli _____

fgriht _____

igtknh _____

htmig _____

htfig _____

thlig _____

slhigt _____

httig _____

Find and circle each word from the Word Bank.

f l i g h t s p c b j k h m i g h t f h
t s i h i d f d e b j s p h s d e t r i
u y b l s i g h t t h f k n i g h t h g
f i g h t s p c b j k h x f h t i g h t
t h f r i g h t u y v b c l i g h t h t
c s l i g h t h v h f s r i g h t u t y

Word Bank

fight might
flight right
fright sight
knight slight
light tight







Write a sentence using one of the -ight family words.

's Incentive Chart: Week 4

Name Here _____

This week, I plan to read _____ minutes each day.

CHART YOUR PROGRESS HERE.

Week 4	Day 1	Day 2	Day 3	Day 4	Day 5
 I read for...					
minutes	minutes	minutes	minutes	minutes	minutes
Put a sticker to show you completed each day's work.					

Congratulations!

Wow! You did a great job this week!



Place sticker here.

Parent or Caregiver's Signature _____

Week 4 • Day 1
Adding/Subtracting

Race Through the Facts

Add or subtract. The race car that ends with the highest number wins the race!

7 + 2 = 9 4 = 5 -3 = 2 +9 = 11 -5 = 6
12 - 3 = 9 -6 = 3 +2 = 5 +9 = 14 -5 = 8
+3 = 6 -9 = 0 +7 = 15 -8 = 7 +4 = 12
-2 = 10 +3 = 12 -8 = 4 +8 = 16 -8 = 8
+1 = 11 +1 = 10 -9 = 1 +8 = 12 +4 = 8
-7 = 4 +1 = 10 -9 = 0 +8 = 16 -8 = 8
+1 = 11 +1 = 10 -9 = 0 +8 = 16 -8 = 8
-5 = 7 +2 = 8 +3 = 11 -3 = 8
-5 = 2 +13 = 15 -7 = 8 +3 = 11

Color the winning race car blue.

page 47

Week 4 • Day 1
Punctuating Questions

Ask Mother Goose

A sentence that asks a question ends with a question mark (?). It often begins with one of these words:

Who	Where	Why	Could
What	When	Will	

Rewrite the questions using capital letters and question marks.

- where is the king's castle?
Where is the king's castle?
- who helped Humpty Dumpty?
Who helped Humpty Dumpty?
- why did the cow jump over the moon?
Why did the cow jump over the moon?
- will the frog become a prince?
Will the frog become a prince?
- could the three mice see?
Could the three mice see?

page 48

Week 4 • Day 2
Visualizing

A Stormy Day

Big, black clouds appeared in the sky. Lightning struck the tallest tree. The scared cow cried, "Moo!" It rained hard. Soon there was a mud puddle by the barn door. Hay blew out of the barn window.

Read the story above. Then go back and read each sentence again. Add to the picture everything that the sentences describe.

page 49

Week 4 • Day 2
Sentence Types

Telling Sentences and Questions

A **telling sentence** tells something. It begins with a capital letter and ends with a period.

A **question** asks something. It begins with a capital letter and ends with a question mark.

Underline the capital letter that begins each sentence. Add a period (.) if it is a telling sentence. Add a question mark (?) if it is a question.

- The vet is nice .
- She helped my dog .
- Did she see your cat ?
- Is the cat well now ?
- My cat feels better .

The order of the words in a sentence can change its meaning. Change the word order in the telling sentence to make it a question. Write the question.

6 He will take the cat home.
Will he take the cat home?

page 50

Week 4 • Day 3
Final Consonants

What Do You See?

Say the words.
Listen for the ending sounds.
Use the Ending Sounds Color Code to make a picture.

blue = s	green = t	black = d	red = l	white = m
----------	-----------	-----------	---------	-----------

page 51

Week 4 • Day 3
Sentence Types

Exclamations and Commands

An **exclamation** shows strong feelings such as excitement, surprise, or fear. It begins with a capital letter and ends with an exclamation mark (!).
A **command** makes a request or tells someone to do something. It ends with a period or an exclamation mark.


Read each sentence. Write E if the sentence is an exclamation. Write C if the sentence is a command.

- Ruby copies Angela! E
- Look at their dresses. C
- They're exactly the same! E
- Angela is mad! E
- Look at Ruby! C
- Show Angela how Ruby hops. C

Write each sentence correctly.

Exclamation → what a pretty dress.
7 What a pretty dress!

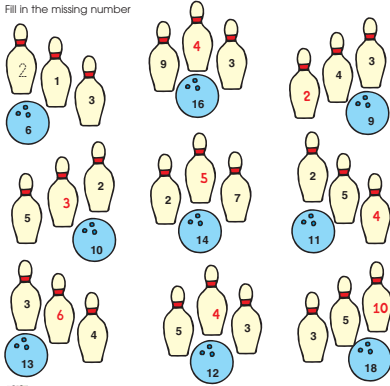
Command → don't copy other people.
8 Don't copy other people.



Week 4 • Day 4
Adding/Subtracting

A Perfect Strike

Fill in the missing number.



Find three different ways to make 8 with 3 numbers.
Answers will vary.

Week 4 • Day 4
Sentence Types

Types of Sentences; Capital I

A **telling sentence** begins with a capital letter and ends with a period.
A **question** begins with a capital letter and ends with a question mark.
An **exclamation** begins with a capital letter and ends with an exclamation mark.
A **command** begins with a capital letter and ends with a period. The word I is always capitalized in a sentence.

Decide if each sentence is a telling sentence, a question, an exclamation, or a command. Write T, Q, E, or C on the lines.

- My sister and I went to the lake. T
- Come see this! C
- I saw three little sailboats. T
- Put the boat in the water. C
- Did I have a good time? Q
- You bet! I loved it! E
- Can I go again soon? Q

What would you do at the lake? Use the word I and your own ideas to finish the sentences.








- At the lake, I saw _____.
- I can _____.
- My friend and I liked _____ best.

Answers will vary.

Week 4 • Day 5
Making Inferences

Who Am I?

Use details from the story to make decisions about the characters.
Circle the picture that answers the riddle.

- I have feathers. I also have wings, but I don't fly. I love to swim in icy water. Who am I? 
- I am 3 weeks old. I drink milk. I cry when my diaper is wet. Who am I? 
- I live in the ocean. I swim around slowly, looking for something to eat. I have six more arms than you have. Who am I? 
- I am an insect. If you touch me, I might bite you! I make tunnels under the ground. I love to come to your picnic! Who am I? 
- I am a female. I like to watch movies and listen to music. My grandchick loves my oatmeal cookies. Who am I? 
- I am a large mammal. I live in the woods. I have fur. I stand up and growl when I am angry. Who am I? 
- I wear a uniform. My job is to help people. I ride on a big red truck. Who am I? 

Week 4 • Day 5
ight Word Family

-ight Words

Unscramble each word. Write it on the line.

htgfli flight fgrih right
igtknh knight htmig might
htfig right thlig light
slhigt slight httig tight

Find and circle each word from the Word Bank.

Word Bank: flight, right, fright, sight, knight, slight, tight

Write a sentence using one of the ight family words.