



Helping Your Child Get Ready: Week 8

These are the skills your child will be working on this week.

Math

- subtracting 2-digit numbers without regrouping
- regrouping review: ones and tens

Reading

- classifying
- making predictions

Vocabulary

- long and short vowels
- -ump word family

Grammar

- verbs

Handwriting

- manuscript months of the year

Here are some activities you and your child might enjoy.

Less Is More Provide your child with a reclosable bag containing 25 pennies, 5 nickels, and 1 quarter. Encourage him or her to count the pennies by arranging them into groups of 5. Explain that a quarter is worth 25 cents and 5 nickels also equals 25 cents. Ask questions such as *How many pennies are in a nickel? Which is worth more: 75 pennies or 4 quarters?*

Simon Says This favorite game can be used to practice a specific skill or concept such as prepositions. For example, say *Simon says, "Put your hands behind your back,"* or *Simon says, "Walk across the room,"* or *Put your palm under your chin.* Remind your child to follow instructions only when "Simon Says."

Sidewalk Chalkboard Your child may find practicing spelling words or handwriting more like play when using colorful sidewalk chalk outdoors. Challenge your child to write words as big as possible, then as small as possible.

Surprise Story Cut out ten pictures from a magazine. Put them in a bag. Invite your child to take them out one at a time to tell a story.



Your child might enjoy reading the following books:

The Art Lesson
by Tomie dePaola

A House Is a House for Me
by Mary Ann Hoberman

If You Give a Pig a Pancake
by Laura Numeroff



Color the Bowtie

Do the subtraction problems in the picture below. Then use the Color Key to tell you what color to make each answer.

Color Key

- 14 = pink
- 26 = purple
- 33 = blue
- 47 = yellow
- 63 = green

The bowtie shape is divided into 14 sections, each containing a subtraction problem:

- Top-left: $77 - 30$
- Top-middle-left: $76 - 62$
- Top-middle-center: $59 - 12$
- Top-middle-right: $85 - 52$
- Top-right: $98 - 84$
- Far-right: $87 - 40$
- Middle-left: $98 - 35$
- Middle-right: $38 - 12$
- Inner-left: $58 - 11$
- Inner-center: $88 - 62$
- Inner-right: $69 - 22$
- Inner-far-right: $75 - 12$
- Inner-far-right: $97 - 50$
- Bottom-left: $77 - 14$
- Bottom-right: $97 - 71$
- Bottom-left: $98 - 51$
- Bottom-middle-left: $43 - 10$
- Bottom-middle-center: $87 - 73$
- Bottom-middle-right: $97 - 64$
- Bottom-right: $99 - 52$
- Bottom-center: $78 - 31$



On another sheet of paper, draw a picture of four of your friends or family members. Give each one a bowtie!



What's Missing?

Something is missing from each picture. Read the clues and look at the pictures carefully to find out what it is. Say the name of each missing item and add it to the picture.




1.
Clue: long *i*
You fly it.



2.
Clue: short *i*
You play on it.



3.
Clue: long *a*
You put flowers in it.



4.
Clue: short *a*
You hit a ball with it.



5.
Clue: long *e*
You need two.



6.
Clue: short *e*
You sleep on it.



7.
Clue: long *o*
You drive on it.




8.
Clue: short *o*
You wear it on your foot.



9.
Clue: short *u*
You drink from it.



Months



Trace and write.

January

February

March



April

May

June



Months



Trace and write.

July

August

September

October

November

December



Summer Vacation



Grouping like things together helps you see how parts of a story are connected and makes the story easier to understand.



Last summer, Dad, Mom, Tim, and Tara went to the beach in Florida. They swam, fished, built sandcastles, and went sailing. Mom brought a picnic lunch. She spread a blanket on the sand and set out ham sandwiches, potato chips, apples, and cookies. She brought lemonade in the cooler. Later, Tim and Tara walked along the beach and saw a crab walking sideways. A stray dog was barking at it. A starfish had washed up on the beach, too. Tim threw bread crumbs up in the air to feed a flock of seagulls. Then the family went back to the hotel, and Tim and Tara played video games until bedtime.

Use the story to find the answers. Fill in the blanks.

People Who Went to the Beach

Picnic Items


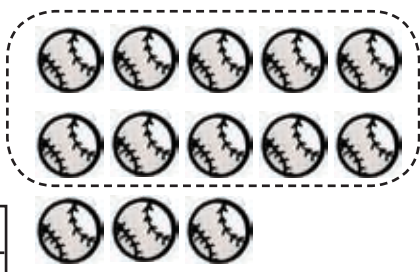














Living Things They Saw on the Beach

What They Did



A Great Catch

Circle each group of 10. Write the number of tens and ones on the chart. Then write the number on the baseball glove.

  <table border="1" data-bbox="111 661 359 808"> <thead> <tr> <th>tens</th> <th>ones</th> </tr> </thead> <tbody> <tr> <td>1</td> <td>3</td> </tr> </tbody> </table>	tens	ones	1	3	  <table border="1" data-bbox="805 661 1053 808"> <thead> <tr> <th>tens</th> <th>ones</th> </tr> </thead> <tbody> <tr> <td></td> <td></td> </tr> </tbody> </table>	tens	ones		
tens	ones								
1	3								
tens	ones								
  <table border="1" data-bbox="111 1039 359 1186"> <thead> <tr> <th>tens</th> <th>ones</th> </tr> </thead> <tbody> <tr> <td></td> <td></td> </tr> </tbody> </table>	tens	ones			  <table border="1" data-bbox="805 1039 1053 1186"> <thead> <tr> <th>tens</th> <th>ones</th> </tr> </thead> <tbody> <tr> <td></td> <td></td> </tr> </tbody> </table>	tens	ones		
tens	ones								
tens	ones								
  <table border="1" data-bbox="111 1428 359 1575"> <thead> <tr> <th>tens</th> <th>ones</th> </tr> </thead> <tbody> <tr> <td></td> <td></td> </tr> </tbody> </table>	tens	ones			  <table border="1" data-bbox="805 1428 1053 1575"> <thead> <tr> <th>tens</th> <th>ones</th> </tr> </thead> <tbody> <tr> <td></td> <td></td> </tr> </tbody> </table>	tens	ones		
tens	ones								
tens	ones								
  <table border="1" data-bbox="111 1806 359 1953"> <thead> <tr> <th>tens</th> <th>ones</th> </tr> </thead> <tbody> <tr> <td></td> <td></td> </tr> </tbody> </table>	tens	ones			  <table border="1" data-bbox="805 1806 1053 1953"> <thead> <tr> <th>tens</th> <th>ones</th> </tr> </thead> <tbody> <tr> <td></td> <td></td> </tr> </tbody> </table>	tens	ones		
tens	ones								
tens	ones								



Will He Be All Right?

Use story details to guess what will happen...

Father Eagle said to his young son “Today is a very special day. You will fly for the first time.” Baby Eagle was afraid. He said, “But Father, I don’t know how. What should I do?” His father laid a strong wing on his little shoulder and said, “You will know.” They stood at the edge of a very high cliff. Far below were huge rocks and a canyon. “Ride the wind, my son!” said Father Eagle, and he gently pushed his son off the cliff. Baby Eagle yelled, “Help! Help!” and wildly flapped his wings. All of a sudden something wonderful happened!



1. What do you think happened next? Color the rock that tells the most likely answer.
2. Why did you choose that answer? Find the sentence in the story that gives you a hint that the story has a happy ending. Write it here.

Unscramble the words and write the answers:

ODPRU

AARDFI

3. How do you think Baby Eagle felt at first when he was pushed off the cliff? _____
4. How do you think Father Eagle felt at the end of the story? _____



Action at Practice

A **verb** is an action word. It tells what someone or something is doing. Read each sentence. Write the action verb in the telling part of the sentence.

1. Ronald runs to the field. _____
2. Michael wears a batting helmet. _____
3. He smacks the ball hard. _____
4. Ronald holds the wrong end of the bat. _____
5. He misses the ball. _____
6. Ronald waits in left field. _____
7. He writes G for great. _____
8. Ronald's father helps him. _____

Write a sentence about the picture. Use an action verb and circle it.





Action at the Game

A **verb** is an action word. It tells what someone or something is doing.

Draw a line to match each sentence with an action verb. Then write the action verbs on the lines to finish the sentences.

1. Moms and dads _____ the game. throws
2. The pitcher _____ the ball. opens
3. Ronald _____ his eyes. watch
4. The team _____ for Ronald. cheers
5. Ronald _____ the ball past the pitcher. runs
6. He _____ to first base. hits
7. Someone _____, "Go, Ronald, go!" eat
8. The kids _____ ice cream after the game. yells





-ump Words

Unscramble each word. Write it on the line.

mpbu _____

mphu _____

rupmg _____

ppum _____

pjum _____

muppl _____

umpst _____

mpdu _____

Find and circle each word from the Word Bank.

u y c h v b l s t u m p s p x p l u m p
f h u m p u c h y v f h b l j u m p p m
o p g m h b u m p m p c h g r u m p s t
j s d b n h k m p p u m p s p m p x f h
d u m p t h c h f c l u m p w s p x f h
t c m p e r c a b t h j k h h f l u m p

Word Bank

bump jump

clump lump

dump plump

grump pump

hump stump







Write a sentence using one of the -ump family words.

's Incentive Chart: Week 8

Name Here _____

This week, I plan to read _____ minutes each day.

CHART YOUR PROGRESS HERE.

Week 8	Day 1	Day 2	Day 3	Day 4	Day 5
 I read for...					
minutes	minutes	minutes	minutes	minutes	minutes
Put a sticker to show you completed each day's work.					

Congratulations!

Wow! You did a great job this week!



Place sticker here.

Parent or Caregiver's Signature _____

Week 8 • Day 1
Subtraction

Color the Bowtie

Do the subtraction problems in the picture below. Then use the Color Key to tell you what color to make each answer.

Color Key
14 = pink 47 = yellow
26 = purple 63 = green
33 = blue

On another sheet of paper, draw a picture of four of your friends or family members. Give each one a bowtie!

page 95

Week 8 • Day 1
Long & Short Vowels

What's Missing?

Something is missing from each picture. Read the clues and look at the pictures carefully to find out what it is. Say the name of each missing item and add it to the picture.

Check your child's work.

- Clue: long i
You fly it **kite**
- Clue: short i
You play on it **swing**
- Clue: long o
You put flowers in it **vase**
- Clue: short o
You hit a ball with it **bat**
- Clue: long e
You need two **wheel**
- Clue: short e
You sleep on it **bed**
- Clue: long o
You drive on it **road**
- Clue: short o
You wear it on your foot **sock**
- Clue: short u
You drink from it **cup**

page 96

Week 8 • Day 3
Classifying

Summer Vacation

Group *like things together* helps you see how parts of a story are connected and makes the story easier to understand.

Last summer, Dad, Mom, Tim, and Tara went to the beach in Florida. They swam, fished, built sandcastles, and went sailing. Mom brought a picnic lunch. She spread a blanket on the sand and set out ham sandwiches, potato chips, apples, and cookies. She brought lemonade in the cooler. Later, Tim and Tara walked along the beach and saw a crab walking sideways. A stray dog was barking at it. A starfish had washed up on the beach, too. Tim threw bread crumbs up in the air to feed a flock of seagulls. Then the family went back to the hotel, and Tim and Tara played video games until bedtime.

Use the story to find the answers. Fill in the blanks.

People Who Went to the Beach
Dad
Mom
Tim
Tara

Picnic Items
ham sandwiches
potato chips
apples
cookies
lemonade

What They Did
swam
fished
built sandcastles
went sailing

Living Things They Saw on the Beach
crab
dog
starfish
seagulls

page 99

Week 8 • Day 3
Grouping by Ext.

A Great Catch

Circle each group of 10. Write the number of tens and ones on the chart. Then write the number on the baseball glove.

13 tens ones 1 3	16 tens ones 1 6
17 tens ones 1 7	12 tens ones 1 2
10 tens ones 1 0	14 tens ones 1 4
15 tens ones 1 5	18 tens ones 1 8

page 100

Week 8 • Day 4
Making Predictions

Will He Be All Right?

Use story details to guess what will happen.

Father Eagle said to his young son "Today is a very special day. You will fly for the first time." Baby Eagle was afraid. He said, "But Father, I don't know how. What should I do?" His father laid a strong wing on his little shoulder and said, "You will know." They stood at the edge of a very high cliff. Far below were huge rocks and a canyon. "Ride the wind, my son!" said Father Eagle, and he gently pushed his son off the cliff. Baby Eagle yelled, "Help! Help!" and wild flapped his wings. At a sudden something wonderful happened!

- What do you think happened next? Color the rock that is the most likely answer.
- Why did you choose that answer? Find the sentence in the story that gives you a hint that the story has a happy ending. Write it here.

All of a sudden something wonderful happened.

Unscramble the words and write the answers. ODPUR AARDFI

- How do you think Baby Eagle felt at first when he was pushed off the cliff? **afraid**
- How do you think Father Eagle felt at the end of the story? **proud**

page 101

Week 8 • Day 4
Verbs

Action at Practice

A **verb** is an action word. It tells what someone or something is doing. Read each sentence. Write the action verb in the telling part of the sentence.

- Ronald runs to the field **runs**
- Michael wears a batting helmet **wears**
- He smacks the ball hard **smacks**
- Ronald holds the wrong end of the bat **holds**
- He misses the ball **misses**
- Ronald waits in left field **waits**
- He writes G for great **writes**
- Ronald's father helps him **helps**

Write a sentence about the picture. Use an action verb and circle it.

Answers will vary.

page 102

Week 8 • Day 5
Verbs

Action at the Game

A **verb** is an action word. It tells what someone or something is doing. Draw a line to match each sentence with an action verb. Then write the action verbs on the lines to finish the sentences.

- Moms and dads watch the game. ~~throws~~
- The pitcher throws the ball. ~~opens~~
- Ronald opens his eyes. ~~watch~~
- The team cheers for Ronald. ~~cheers~~
- Ronald hits the ball past the pitcher. ~~runs~~
- He runs to first base. ~~hits~~
- Someone yells "Go Ronald go!" ~~eat~~
- The kids eat ice cream after the game. ~~yells~~

page 103

Week 8 • Day 5
ump Word Family

-ump Words

Unscramble each word. Write it on the line.

mpbu bump mphu hump
rupmg grump ppum pump
pjum jump muppl plump
umpst stump mpdu dump

Find and circle each word from the Word Bank.

Word Bank: u y c h v b l s t u m p s p x p l u m p f h u m p j c h y v f h b l i u m p m o p g m h b u m p m p c h g r u m p s t j s d b n h k m p e u m p s p m p x f h d u m p t h c h f e l u m p w s p x f h t c m p e r c a b t h j k h h f l u m p

Write a sentence using one of the -ump family words.

page 104