



Helping Your Child Get Ready: Week 10

These are the skills your child will be working on this week.

Math

- adding with regrouping
- multiplication fact families
- fractions

Reading

- analyzing characters
- comprehension

Writing

- writing to a prompt

Vocabulary

- sight words

Grammar

- identifying nouns
- using nouns and verbs

Handwriting

- manuscript planets

Here are some activities you and your child might enjoy.

Time for Review With your child, find out the time for sunrise and sunset, and determine the current time of day. Ask questions such as *What time will it be in one hour? What time was it one hour ago? What time will it be in 15 minutes? How many hours are there between sunrise and sunset? How many hours are there between sunset and sunrise?*

Imagine That! Invite your child to close his or her eyes. Then ask: *What sounds do you hear?* See if your child can name ten.

Mum's the Word This is a fun dinnertime family game. Agree on a small word that is used frequently in conversation, such as *the* or *and*. This word becomes "mum." No one can say it! Anyone who does, drops out. The last person left is the winner.

Comic Mix-Up Build up your child's sequencing skills. Cut a comic strip into sections. Ask your child to put the strip in the correct order and to explain his or her thinking.

Your child might enjoy reading the following books:

Madeline
by Ludwig Bemelmans

I Spy Treasure Hunt
by Jean Marzollo

How I Spent My Summer Vacation
by Mark Teague





A Noun Puzzle

A **noun** is a word that names a person, place, or thing.

Can you find the hidden picture?

Use the color code to color the spaces that have nouns.

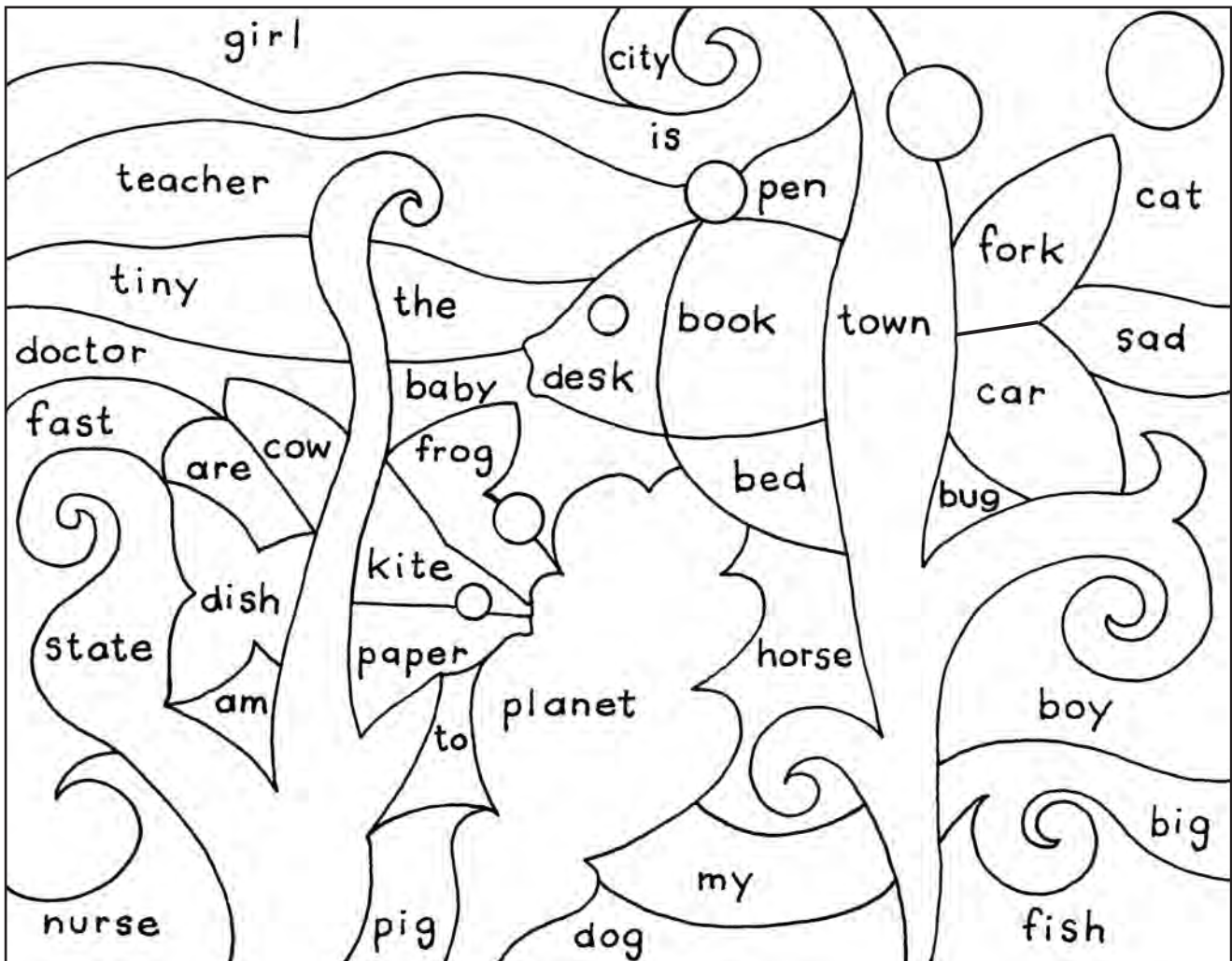
Color Code

Nouns that name things = orange

Nouns that name places = green

Nouns that name people or animals = blue



Other words = light blue



Write a sentence using one of the nouns you found.



Whales




Read the story. Then answer each question.
Fill in the bubble next to the best answer.

A whale is a very big animal. Whales live in the sea. Some whales swim with each other. They travel in large groups, called pods. They swim around, looking for food.

Whales feed on sea life. Some whales eat plants. Other whales have teeth and can eat seals and small fish.

Whales must stay wet all the time. However, they also must come to the top of the sea to breathe. When a whale leaps out of the water to catch a breath of air, it is an amazing sight.



1. What are pods?
 - whale food
 - groups of whales
 - sea animals
2. What is a good title (name) for this story?
 - The Sea
 - Fish
 - Whales
3. What must all whales do?
 - eat seals and fish
 - spend time on land
 - stay wet
4. Why do whales sometimes jump out of the water?
 - to warm up
 - to get air
 - to catch fish



Verb or Noun?

The meaning of a word often depends on how the word is used. Some words can be used as both verbs and nouns.

Add the word at the left to each sentence pair. Write verb or noun on the line next to each sentence to show how you used the word.

peel 1. The _____ is the cover of an orange. _____

2. The students _____ their oranges. _____

ride 3. Jan's _____ on the camel was bumpy. _____

4. People _____ on camels in the desert. _____

color 5. The twins _____ their pictures. _____

6. That _____ fades in the sun. _____

smell 7. The men _____ smoke. _____

8. The _____ of flowers fills the air. _____

lock 9. The _____ on the box is old. _____

10. The Turners _____ their door at night. _____

Write sentences using each of the following words as a verb and a noun:
call, ring, turn.



Rocket Riddle

What did the rocket say when it left the party?



What To Do

To find the answer to the riddle, solve the multiplication problems. Then match each product with a letter in the Key below. Write the correct letters on the blanks below.

- | | |
|--------------------------|---------------------------|
| 1. 5 x 1 = _____ | 6. 5 x 2 = _____ |
| 2. 8 x 1 = _____ | 7. 6 x 2 = _____ |
| 3. 11 x 1 = _____ | 8. 8 x 2 = _____ |
| 4. 26 x 1 = _____ | 9. 9 x 2 = _____ |
| 5. 3 x 2 = _____ | 10. 12 x 2 = _____ |

Key

10 F	27 U	20 W
13 C	8 E	7 D
11 O	6 K	12 T
16 E	9 B	26 O
5 A	24 F	18 T

Riddle Answer: "TIM 8 7 3 9 1 5 2 4 6 10."




My Favorite Dentist







A **character** is a person or animal in a story. To understand a character better, you should pay attention to the details a story often gives about the character.

Some kids are scared to go to the dentist, but not me. I have a funny dentist. His name is Dr. Smileyface. I don't think that's his real name, but that's what he tells all the kids who come to see him. He has a cool waiting room. It has video games and a big toy box. Dr. Smileyface always wears funny hats. Sometimes he has his face painted. He asks funny questions like "Are you married yet?" and "Do you eat flowers to make your breath smell so sweet?" That makes me laugh. One time, he told me this joke, "What has lots of teeth but never goes to the dentist? A comb!" When I laughed, he pulled my tooth. It didn't hurt at all! He also teaches me how to take care of my teeth because he says he doesn't want me to get a cavity the size of the Grand Canyon. Before I go home, he always gives me a surprise. Last time I went, he gave me a rubber spider to scare my mom with!

Color the pictures that could be Dr. Smileyface. Put an X on the pictures that could not be him.



Draw a line from the toothbrush to the tooth that makes the sentence true.

6.	Dr. Smileyface makes		how to take care of their teeth.	with a surprise.
7.	The child who wrote this story		his patients laugh.	is not afraid to go to the dentist.
8.	Dr. Smileyface teaches kids		with a surprise.	is not afraid to go to the dentist.
9.	Dr. Smileyface sends kids home		how to take care of their teeth.	with a surprise.



Sort It Out!

Write each word from the Word Box under the question it can help answer. We did the first one for you.

Word Box			
after	sister	now	there
children	before	school	us
here	men	soon	

Who?
(people words)

sister

Where?
(place words)

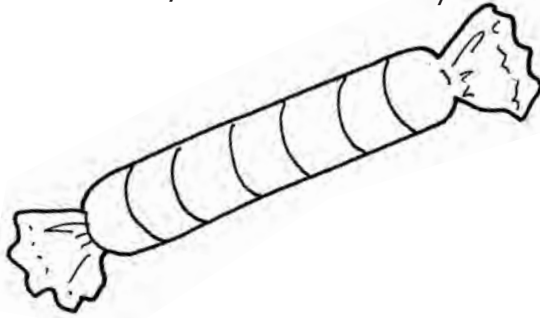
When?
(time words)



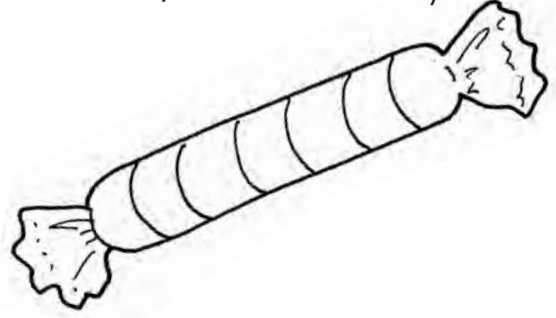
Fractions

A fraction has two numbers. The top number will tell you how many parts to color. The bottom number tells you how many total parts there are.

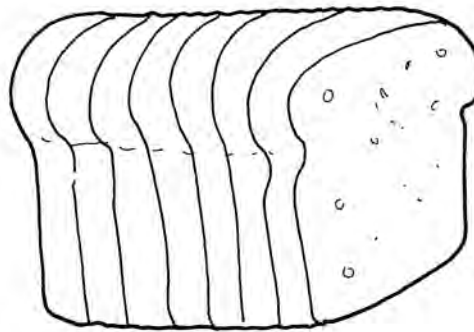
Color $\frac{1}{7}$ of the candy.



Color $\frac{4}{7}$ of the candy.




This loaf of bread is cut into 7 slices.



Could you color $\frac{8}{7}$ of the bread? _____

Explain your answer. _____

Color $\frac{7}{7}$ of the bananas.



Color $\frac{3}{7}$ of the peanut butter jars.

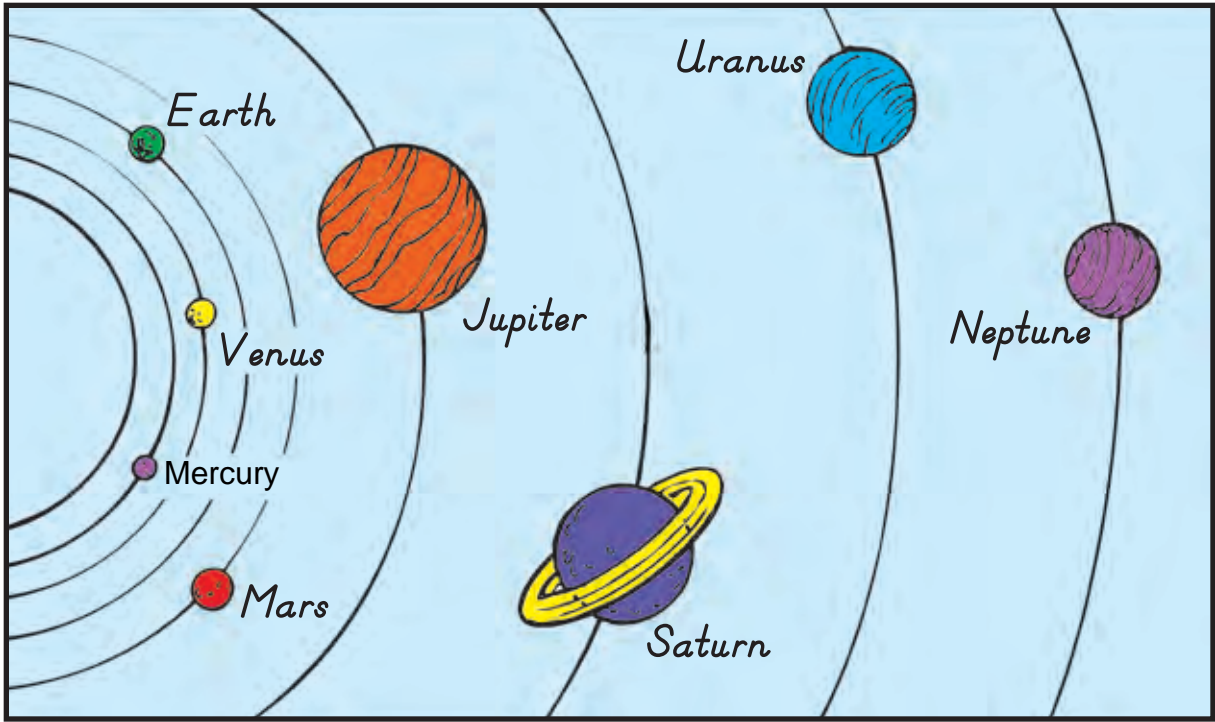




The Planets



Write the names of the planets.



Handwriting practice lines consisting of solid top and bottom lines with a dashed middle line.



Carnival Fun

Do the problems below. Then find your answers hidden in the carnival scene and circle them. Can you find all twelve answers?



$$\begin{array}{r} 15 \\ 33 \\ + 27 \\ \hline \end{array}$$

$$\begin{array}{r} 27 \\ 23 \\ + 12 \\ \hline \end{array}$$

$$\begin{array}{r} 34 \\ 23 \\ + 24 \\ \hline \end{array}$$

$$\begin{array}{r} 15 \\ 25 \\ + 10 \\ \hline \end{array}$$

$$\begin{array}{r} 16 \\ 14 \\ + 14 \\ \hline \end{array}$$

$$\begin{array}{r} 12 \\ 31 \\ + 17 \\ \hline \end{array}$$

$$\begin{array}{r} 28 \\ 22 \\ + 45 \\ \hline \end{array}$$

$$\begin{array}{r} 43 \\ 27 \\ + 27 \\ \hline \end{array}$$

$$\begin{array}{r} 10 \\ 17 \\ + 18 \\ \hline \end{array}$$

$$\begin{array}{r} 29 \\ 13 \\ + 16 \\ \hline \end{array}$$

$$\begin{array}{r} 37 \\ 31 \\ + 17 \\ \hline \end{array}$$

$$\begin{array}{r} 51 \\ 23 \\ + 17 \\ \hline \end{array}$$



A Summer Memory



A memory is something you remember. Think of something special that you did over the summer. In the box, draw a picture of your memory.



WORD BANK

- swimming
- riding
- playing
- bicycle
- camp
- family
- vacation
- beach
- mountains
- visit
- fun
- happy
- proud
- excited

In this picture, I am _____

This was special because _____







When I was doing this, I felt _____

's Incentive Chart: Week 10

Name Here _____

This week, I plan to read _____ minutes each day.

CHART YOUR PROGRESS HERE.

Week 10	Day 1	Day 2	Day 3	Day 4	Day 5
 I read for...					
minutes	minutes	minutes	minutes	minutes	minutes
Put a sticker to show you completed each day's work.					

Congratulations!

Wow! You did a great job this week!



Place sticker here.

Parent or Caregiver's Signature _____

Week 10 • Day 1
Identifying Nouns

A Noun Puzzle

A **noun** is a word that names a person, place, or thing. Can you find the hidden picture? Use the color code to color the spaces that have nouns.

Color Code	
Nouns that name things = orange	
Nouns that name places = green	
Nouns that name people or animals = blue	
Other words = light blue	

Write a sentence using one of the nouns you found.

Check your child's work!

page 119

Week 10 • Day 1
Comprehension

Whales

Read the story. Then answer each question. Fill in the bubble next to the best answer.

A whale is a very big animal. Whales live in the sea. Some whales swim with each other. They travel in large groups, called pods. They swim around, looking for food.

Whales feed on sea life. Some whales eat plants. Other whales have teeth and can eat seals and small fish.

Whales must stay wet all the time. However, they also must come to the top of the sea to breathe. When a whale leaps out of the water to catch a breath of air, it is an amazing sight.

- What are pods?
 - whale food
 - groups of whales
 - sea animals
- What is a good title (name) for this story?
 - The Sea
 - Fish
 - Whales
- What must all whales do?
 - eat seals and fish
 - spend time on land
 - stay wet
- Why do whales sometimes jump out of the water?
 - to warm up
 - to get air
 - to catch fish

page 120

Week 10 • Day 2
Nouns/Verbs

Verb or Noun?

The meaning of a word often depends on how the word is used. Some words can be used as both verbs and nouns. Add the word at the left to each sentence pair. Write verb or noun on the line next to each sentence to show how you used the word.

peel	1 The peel is the cover of an orange.	noun
	2 The students peel their oranges.	verb
ride	3 Jan's ride on the camel was bumpy.	noun
	4 People ride on camels in the desert.	verb
color	5 The twins color their pictures.	verb
	6 That color fades in the sun.	noun
smell	7 The men smell smoke.	verb
	8 The smell of flowers fills the air.	noun
lock	9 The lock on the box is old.	noun
	10 The Turners lock their door at night.	verb

Write sentences using each of the following words as a verb and a noun. Call ring turn.

Answers will vary.

page 121

Week 10 • Day 2
Multiplication

Rocket Riddle

What did the rocket say when it left the party?

What To Do

To find the answer to the riddle, solve the multiplication problems. Then match each product with a letter in the Key below. Write the correct letters on the blanks below.

1 $5 \times 1 = 5$	6 $5 \times 2 = 10$
2 $8 \times 1 = 8$	7 $6 \times 2 = 12$
3 $11 \times 1 = 11$	8 $8 \times 2 = 16$
4 $26 \times 1 = 26$	9 $9 \times 2 = 18$
5 $3 \times 2 = 6$	10 $12 \times 2 = 24$

Key

10	F	27	U	20	W
13	C	8	E	7	D
11	O	6	K	12	T
16	E	9	B	26	O
5	A	24	F	18	T

Riddle Answer: **"T I M E T O T A K E O F F"**

8 7 3 9 1 5 2 4 6 10

page 122

Week 10 • Day 3
Analyzing Characters

My Favorite Dentist

A character is a person or animal in a story. To understand a character better, you should pay attention to the details a story often gives about the character.

Some kids are scared to go to the dentist, but not me. I have a funny dentist. His name is Dr. Smileyface. I don't think that's his real name, but that's what he tells all the kids who come to see him. He has a cool waiting room. It has video games and a big toy box. Dr. Smileyface always wears funny hats. Sometimes he has his face painted. He asks funny questions like "Are you married yet?" and "Do you eat flowers to make your breath smell so sweet?" That makes me laugh. One time, he told me this joke, "What has lots of teeth but never goes to the dentist? A comb!" When I laughed, he pulled my tooth. It didn't hurt at all! He also teaches me how to take care of my teeth because he says he doesn't want me to get a cavity the size of the Grand Canyon. Before I go home, he always gives me a surprise. Last time I went, he gave me a rubber spider to scare my mom with!

Color the pictures that could be Dr. Smileyface. Put an X on the pictures that could not be him.

Draw a line from the toothbrush to the tooth that makes the sentence true.

6	Dr. Smileyface makes	how to take care of their teeth.	with a surprise.
7	The child who wrote this story	his patients laugh.	is not afraid to go to the dentist.
8	Dr. Smileyface teaches kids		
9	Dr. Smileyface sends kids home		

page 123

Week 10 • Day 3
Sight Words

Sort It Out!

Write each word from the Word Box under the question it can help answer. We did the first one for you.

Word Box
after, children, here, men, now, school, soon, there, us

Where? (place words)
here, school, there

Who? (people words)
sister, children, men, us

When? (time words)
after, before, now, soon

page 124

Week 10 • Day 4
Fractions

Fractions

A fraction has two numbers. The top number will tell you how many parts to color. The bottom number tells you how many total parts there are.

Color $1/7$ of the candy.

Color $4/7$ of the candy.

This loaf of bread is cut into 7 slices.

Could you color $8/7$ of the bread? **no**

Explain your answer. **Answers will vary.**

Color $7/7$ of the bananas.

Color $3/7$ of the peanut butter jars.

page 125

Week 10 • Day 4
Handwriting

The Planets

Write the names of the planets.

Check your child's work!

page 126

Week 10 • Day 5
Addition

Carnival Fun

Do the problems below. Then find your answers hidden in the carnival scene and circle them. Can you find all twelve answers?

15	27	34	15	16	12
33	23	23	25	14	31
+ 27	+ 12	+ 24	+ 10	+ 14	+ 17
75	62	81	50	44	60
28	43	10	29	37	51
22	27	17	13	31	23
+ 45	+ 27	+ 18	+ 16	+ 17	+ 17
95	97	45	58	85	91

page 127