



Helping Your Child Get Ready: Week 3

These are the skills your child will be working on this week.

Math

- identifying patterns
- writing equations

Reading

- following directions
- drawing conclusions

Writing

- writing to a prompt
- writing statements

Vocabulary

- short vowels
- -ick word family

Grammar

- capitalization

Here are some activities you and your child might enjoy.

Silly Summer Sentences How can *summer* turn into a tongue twister? Guide your child to make up a sentence using the word *summer* and as many other words as possible that start with *s*.

What's Your Estimate? Ask your child to estimate how many times in 60 seconds he or she can . . .

- a) say "Mississippi" b) write his or her name

Then have him or her try each activity and compare the results with the estimate.

Words Can Add Up Assign a monetary value to words. For example, a consonant can be worth one penny and a vowel can be worth one nickel. Challenge your child to find a word with a high value.

Room With a View Invite your child to look out of a window. Have your child describe or draw ten things in the scene. Remind your child to use lots of detail.

Your child might enjoy reading the following books:

Why Mosquitoes Buzz in People's Ears
by Verna Aardema

Fathers, Mothers, Sisters, Brothers
by Mary Ann Hoberman

Thank You, Mr. Falker
by Patricia Polacco





Short Vowel Tic Tac

Say the picture names.

Find and color 3 pictures in a row with the same short vowel sound.

1. Short-a sound as in



2. Short-i sound as in













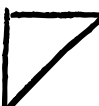














3. Short-e sound as in





Pattern Learner

A **pattern** is a repeated arrangement of numbers, shapes, or lines in a row. Continue the patterns below.

1.	324, 435, 546, _____, _____
2.	     _____, _____
3.	    _____, _____
4.	    _____, _____
5.	     _____, _____
6.	   _____, _____
7.	A C E G I K _____, _____
8.	11:05, 11:10, 11:15, _____, _____
9.	    _____, _____



Polly Want a Cracker?



Have you ever heard a parrot talk? Parrots are able to copy sounds that they hear. You can train a parrot to repeat words, songs, and whistles. But a parrot cannot say words that it has never heard. People can use words to make new sentences, but a parrot cannot.

Read each sentence. If it is true, color the parrot under True. If it is false, color the parrot under False.

1. You could teach a parrot to sing "Happy Birthday."
2. You could ask a parrot any question, and it could give the answer.
3. A parrot could make up a fairy tale.
4. If a parrot heard your mom say, "Brush your teeth," every night, he could learn to say it, too.
5. It is possible for a parrot to repeat words in Spanish.

True

False




Write what would happen if a parrot heard you say, "No, I can't" too often.



Title Words

Important words in a title are capitalized.


Circle all the words that are capitalized.



Now use some of the words from the titles above to write your own titles.




Fun at the Beach



Jack and Joni went to the beach today. Mom spread a blanket on the sand, and they had a picnic. It got very hot, so Jack and Joni jumped into the cold water. They climbed onto a big yellow raft. The waves made the raft go up and down. Later, they played in the sand and built sandcastles. Jack and Joni picked up pretty shells. Joni found a starfish. What a fun day!

1. Color the pictures below that are from the story. Put an X on the ones that don't belong.



2. In the third sentence, find two words that are opposites of each other and circle them with a red crayon.
3. In the fifth sentence, find two more words that are opposites of each other and circle them with a blue crayon.
4. Draw a box around the compound word that tells what Joni found.
5. What color was the raft? Show your answer by coloring the picture at the top of the page.



All About Our Flag



Add stars and stripes to the flag below and color them in.



The colors of the American flag are _____.

The American flag has _____.

These are places where I see the American flag: _____

People display the American flag because _____



More Title Words

Important words in a title are capitalized.

Read the titles. Circle all the words that should be capitalized.

1. look at the stars!
2. the moon shines at night
3. we see planets
4. many moons shine
5. night and day



Read each set of titles. Draw a line under the correct title.

6. The Sun in the Sky
the sun in the sky
7. See the stars!
See the Stars!



-ick Words

Unscramble each word. Write it on the line.

skic _____

kiel _____

ckik _____

icslk _____

kchic _____

tkhic _____

cpik _____

ktric _____

Find and circle each word from the Word Bank.

e u y c k v c h b l k i c k t h c e k f
 b j k t r i c k s p x f h q u i c k c k
 u y v b l w i c k u y v b l c h i c k w
 c k p i c k s p c h c k x f h s l i c k
 t f h l i c k u c h y v b c k l s i c k
 s p c c k h x f h t h i c k b c k j k h

Word Bank

chick sick

kick slick

lick thick

pick trick

quick wick

Write a sentence using one of the -ick family words.



Coin-Toss Addition

Toss 6 coins. Write **H** for heads or **T** for tails in the circles below to show your toss. Then write the addition equation. Write the number of "heads" first. We did the first one for you. Try it five times.



H
 H
 H
 H
 T
 T
 Equation: $4 + 2 = 6$

Equation: _____

Equation: _____

Equation: _____

Equation: _____

Equation: _____




That Sounds Fishy to Me



A telling sentence *begins with a capital letter and ends with a period.*

Write a sentence about each fish. Remember to tell a complete idea.




swordfish



eel



clownfish




pufferfish



angelfish



sailfish



catfish







1. The swordfish has a long snout.
2. _____
3. _____
4. _____
5. _____
6. _____
7. _____

's Incentive Chart: Week 3

Name Here _____

This week, I plan to read _____ minutes each day.

CHART YOUR PROGRESS HERE.

Week 3	Day 1	Day 2	Day 3	Day 4	Day 5
 I read for...	minutes	minutes	minutes	minutes	minutes
Put a sticker to show you completed each day's work.					

Congratulations!

Wow! You did a great job this week!



Place sticker here.

Parent or Caregiver's Signature _____

Week 3 • Day 1
Short Vowels

Short Vowel Tic Tac

Say the picture names
Find and color 3 pictures in a row with the same short vowel sound.

1 Short-a sound as in

2 Short-i sound as in

3 Short-e sound as in

Check your child's work.

Week 3 • Day 1
Patterns

Pattern Learner

A **pattern** is a repeated arrangement of numbers, shapes, or lines in a row.
Continue the patterns below.

1. 324, 435, 546, _____

2. □ ○ △ □ ○ _____

3. F 7 E J F 7 _____

4. □ □ □ □ □ _____

5. _____

6. _____

7. A C E G I K _____

8. 11:05, 11:10, 11:15, _____

9. _____

Check your child's work.

Week 3 • Day 2
Drawing Conclusions

Polly Want a Cracker?

Hello.
Hello, hello.

Have you ever heard a parrot talk? Parrots are able to copy sounds that they hear. You can train a parrot to repeat words, songs, and whistles. But a parrot cannot say words that it has never heard. People can use words to make new sentences, but a parrot cannot.

Read each sentence. If it is true, color the parrot under True. If it is false, color the parrot under False.

True

False

1. You could teach a parrot to sing "Happy Birthday."
2. You could ask a parrot any question and it could give the answer.
3. A parrot could make up a fairy tale.
4. If a parrot heard your mom say "Brush your teeth" every night, he could learn to say it too.
5. It is possible for a parrot to repeat words in Spanish.

Write what would happen if a parrot heard you say, "No, I can't" too often.

Week 3 • Day 2
Capitalization

Title Words

Important words in a title are capitalized.
Circle all the words that are capitalized.

What to See at Night

The Light of the Moon

★ See Many Stars ★


The Sun and the Moon

Now use some of the words from the titles above to write your own titles.

Answers will vary.


Week 3 • Day 3
Following 0 reactions

Fun at the Beach



Jack and Joni went to the beach today. Mom spread a blanket on the sand, and they had a picnic. It got very hot so Jack and Joni jumped into the cold water. They climbed onto a big yellow raft. The waves made the raft go up and down. Later, they played in the sand and built sandcastles. Jack and Joni picked up pretty shells. Joni found a starfish. What a fun day!

1 Color the pictures below that are from the story. Put an X on the ones that don't belong.



2 In the third sentence, find two words that are opposites of each other and circle them with a red crayon. **hot, cold**

3 In the fifth sentence, find two more words that are opposites of each other and circle them with a blue crayon. **up, down**

4 Draw a box around the compound word that tells what Joni found. **starfish**

5 What color was the raft? Show your answer by coloring the picture at the top of the page. **yellow**

39

page 39

Week 3 • Day 3
Writing to a Prompt

All About Our Flag



Add stars and stripes to the flag below and color them in.



Check your child's work.

The colors of the American flag are **red, white, and blue**.

The American flag has **stars and stripes**.

These are places where I see the American flag _____

People display the American flag because _____

Answers will vary.

40


page 40

Week 3 • Day 4
Capitalization

More Title Words

Important words in a title are capitalized.
Read the titles. Circle all the words that should be capitalized.

- look at the stars
- the moon shines at night
- we see airplanes
- many moons shine
- night and day



Read each set of titles. Draw a line under the correct title.

- The Sun in the Sky
the sun in the sky
- See the stars!
See the Stars!

41

page 41

Week 3 • Day 4
ick Word Family

-ick Words

Unscramble each word. Write it on the line.

skic sick kicl lick
ckik kick icslk slick
kchic chick tkhic thick
cpik pick ktric trick

Find and circle each word from the Word Bank.

e u y c k v c h b l k i c k t h c e k f
b j k t r i c k s p x f h q u i c k c k
u y v b l w i c k u y v b l c h i c k w
c k p i c k s p e h c k x f h s l i c k
t f h l i c k u c h y v b e k l s i c k
s p c e k h x f h h i c k b e c k j k h

Word Bank
chick sick
kick slick
lick thick
pick trick
quick wick

Write a sentence using one of the -ick family words.


42

page 42

Week 3 • Day 5
Writing Equations

Coin-Toss Addition

Toss 6 coins. Write H for heads or T for tails in the circles below to show your toss. Then write the addition equation. Write the number of "heads" first. We did the first one for you. Try it five times.



H H H H T T Equation 4 + 2 = 6

○ ○ ○ ○ ○ ○ Equation _____

○ ○ ○ ○ ○ ○ Equation _____

○ ○ ○ ○ ○ ○ Equation _____

○ ○ ○ ○ ○ ○ Equation _____

○ ○ ○ ○ ○ ○ Equation _____

Answers will vary.

43

page 43

Week 3 • Day 5
Writing Statements

That Sounds Fishy to Me

A telling sentence begins with a capital letter and ends with a period.
Write a sentence about each fish. Remember to tell a complete idea.



- The swordfish has a long snout.
-
-
-
-
-
-

Answers will vary.

44

page 44