



Helping Your Child Get Ready: Week 6

These are the skills your child will be working on this week.

Math

- graphing
- simple fractions

Reading

- finding the main idea
- reading for details

Writing

- writing to a prompt

Vocabulary

- word categories
- -ink word family

Grammar

- nouns as subjects
- capitalizing proper nouns

Handwriting

- manuscript shapes

Here are some activities you and your child might enjoy.

What's in the Bag? Before putting groceries away, have your child sort the items into categories and explain why he or she decided to group things in a certain way. This activity will help your child understand similarities and differences, as well as exercise descriptive skills.

What's in a Label? Show examples of food labels to your child. Can he or she find a picture and some numbers on the label? Ask: *What do they tell you?*

Two's Company Ask your child to look around and find things that comes in a group, such as twos, fives, or tens.

Shopping List Maker Invite your child to become your official shopping list maker. Dictate to him or her all the items you'll need to purchase on your next trip to the grocery store. This is a great way to build spelling skills.

Your child might enjoy reading the following books:

Cam Jansen and the Mystery of the Carnival Prize
by David A. Adler

Arthur's New Puppy
by Mark Brown

The Littles
by John Peterson






Kinds of Groups


Read each sentence. Write the correct word from the box to complete the sentence.


clothing	flower	dessert	tool
number	shape	animal	dish

1. A  is a kind of _____.


2. A  is a kind of _____.

3. A  is a kind of _____.

4. A  is a kind of _____.

5. A  is a kind of _____.

6. A  is a kind of _____.

7. A  is a kind of _____.

8. A **6** is a kind of _____.



Read the words in the box again. Think of another example for each group.



Nouns in Sentences

The **subject** of a sentence is usually a noun.

Choose a word from the tent to use as the subject of each sentence.



1. The _____ sit on the benches in the tent.
2. A small _____ drives into the ring.
3. This funny _____ jumps out.
4. His big _____ flop.
5. The _____ strikes up a tune.
6. Lively _____ fills the tent.

Write a sentence of your own. Use one of the nouns from the tent as the subject.



Call the Police!

It is good to know that you can call a police officer when you need help. You should not be afraid of the police. Their job is to help people. Police officers help find lost children. They direct traffic when there is a problem on the roads. They arrest criminals so that our towns are safe. When people have been in car accidents, police officers come quickly to help them. During floods, fires, and tornadoes, they take people to safe places. Sometimes they rescue people who are in danger. Police officers have saved many lives. Think of a police officer as your best friend!

What do you think the main idea of this story is? To find out, read the letters that are connected in the puzzle. Write the letters in order beside the matching shapes.

STOP

NYPD

H

L

E

P

E

P

O

L



My Favorite Sport



What is your favorite sport? In the box, draw a picture of you playing your favorite sport.



Write three things you know about your favorite sport. Use the words in the word bank if you need help.

1. _____

2. _____

3. _____

WORD BANK





- goal
- team
- ball
- field
- court
- run
- score
- net
- players








Five Senses

We learn about the world by using our 5 senses. The 5 senses are seeing, hearing, smelling, touching, and tasting.

Look at the pictures on the left side of the graph. Think about which of your senses you use to learn about it. Draw a checkmark in the box to show the senses used. (Hint: You might use more than one.)

	See	Hear	Smell	Touch	Taste
					
					
					
					
					

Now graph how many senses you used for each object.


5					
4					
3					
2					
1					
					



Capitalize Names and Places

Special names of people and places always begin with capital letters. They are called **proper nouns**.

Read the postcard. Find the proper nouns. Write them correctly on the lines below.

<p>Dear sue,</p> <p>It's very hot here in california. We visited the city of los angeles. Then we swam in the pacific ocean. I miss you.</p> <p>Love, tonya</p>	 <p>sue wong 11 shore road austin, texas 78728</p>
---	---

- | | |
|----------|----------|
| 1. _____ | 2. _____ |
| 3. _____ | 4. _____ |
| 5. _____ | 6. _____ |
| 7. _____ | 8. _____ |

Write a sentence with a proper noun. Underline the capital letter or letters in the proper noun. Then write whether it names a person or a place.



Gorillas



Details are parts of a story. Details help you understand what the story is about.

Gorillas are the largest apes. They live in the rain forests of Africa. Every morning, they wake up and eat a breakfast of leaves, fruit, and bark. During most of the day, the adult gorillas take naps. Meanwhile, young gorillas play. They wrestle and chase each other. They swing on vines. When the adults wake up, everyone eats again. When there is danger, gorillas stand up on their hind legs, scream, and beat their chests. Every night before it gets dark, the gorillas build a new nest to sleep in. They break off leafy branches to make their beds, either on the ground or in the trees. Baby gorillas snuggle up to their mothers to sleep.

Find the answers to the puzzle in the story. Write the answers in the squares with the matching numbers.

Across

1. During the day, adult gorillas _____.
3. Gorillas eat leaves, bark, and _____.
5. The largest apes are _____.
7. In danger, gorillas beat their _____.
8. Young gorillas swing on _____.

Down

2. The continent where gorillas live is _____.
4. When young gorillas play, they _____ and chase each other.
6. Baby gorillas snuggle up to their mothers to _____.

1.	2.						
		3.					
			4.				
		5.					6.
		7.					
		8.					



On another sheet of paper, write two things gorillas do that people also do.



-ink Words

Unscramble each word. Write it on the line.

s i k n _____

r n k i _____

k n w i _____

h k i n t _____

d k n r i _____

n s t k i _____

n l i k _____

k i n p _____

Find and circle each word from the Word Bank.

s p x f h t h i n k t h f s t i n k y l
r e p i n k s p x f h s i n k t h c h f
t h f w i n k u y v b j k c h b n k i y
d r i n k s p b j k h s h r i n k t h f
u y v b j k b l s l i n k t h f l i n k
k b n k j k t h f r i n k s p x f n k h


Word Bank

drink sink
link slink
pink stink
rink think
shrink wink

Write a sentence using one of the -ink family words.



Shapes




Trace and write.


oval




heart



circle



square




triangle



diamond



rectangle

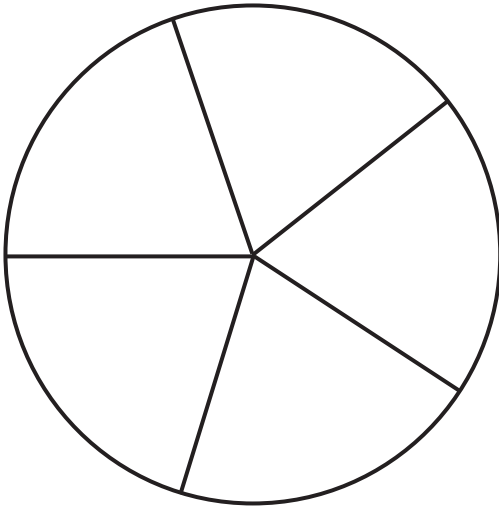





Parts to Color

A fraction has two numbers. The top number will tell you how many parts to color. The bottom number tells you how many parts there are.


Color $\frac{1}{5}$ of the circle.



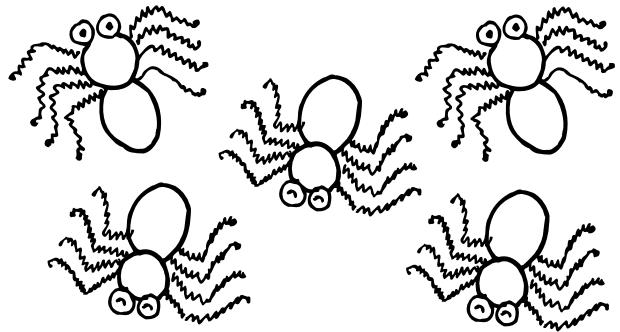
Color $\frac{4}{5}$ of the rectangle.




Color $\frac{3}{5}$ of the ants.




Color $\frac{2}{5}$ of the spiders.



Color $\frac{0}{5}$ of the bees.



Color $\frac{5}{5}$ of the worms.









's Incentive Chart: Week 6

Name Here _____

This week, I plan to read _____ minutes each day.

CHART YOUR PROGRESS HERE.

Week 6	Day 1	Day 2	Day 3	Day 4	Day 5
 I read for...					
minutes	minutes	minutes	minutes	minutes	minutes
Put a sticker to show you completed each day's work.					

Congratulations!

Wow! You did a great job this week!



Place sticker here.








Parent or Caregiver's Signature _____

Week 6 • Day 1
Examining 5 main ideas

Kinds of Groups

Read each sentence. Write the correct word from the box to complete the sentence.

clothing	flower	dessert	tool
number	shape	animal	dish

- A  is a kind of **dish**.
- A  is a kind of **flower**.
- A  is a kind of **clothing**.
- A  is a kind of **dessert**.
- A  is a kind of **animal**.
- A  is a kind of **shape**.
- A  is a kind of **tool**.
- A **6** is a kind of **number**.


Read the words in the box again. Think of another example for each group.

page 71

Week 6 • Day 1
Nouns as Subjects

Nouns in Sentences

The **subject** of a sentence is usually a noun. Choose a word from the tent to use as the subject of each sentence.



shoes	clown
music	car
children	band

- The **children** sit on the benches in the tent.
- A small **car** drives into the ring.
- This funny **clown** jumps out.
- His big **shoes** flop.
- The **band** strikes up a tune.
- Lively **music** fills the tent.

Write a sentence of your own. Use one of the nouns from the tent as the subject.


Answers will vary.

page 72

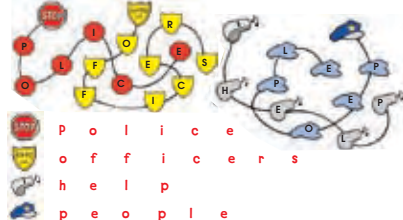
Week 6 • Day 2
Main Idea

Call the Police!

It is good to know that you can call a police officer when you need help. You should not be afraid of the police. Their job is to help people. Police officers help find lost children. They direct traffic when there is a problem on the roads. They arrest criminals so that our towns are safe. When people have been in car accidents, police officers come quickly to help them. During floods, fires, and tornadoes, they take people to safe places. Sometimes they rescue people who are in danger. Police officers have saved many lives. Think of a police officer as your best friend!



What do you think the main idea of this story is? To find out, read the letters that are connected in the puzzle. Write the letters in order beside the matching shapes.



p o l i c e
o f f i c e r s
h e l p
p e o p l e

page 73

Week 6 • Day 2
Writing to a Prompt

My Favorite Sport

What is your favorite sport? In the box, draw a picture of you playing your favorite sport.



Check your child's work.

Write three things you know about your favorite sport. Use the words in the word bank if you need help.

-
-
-

Answers will vary.

WORD BANK






- goal
- team
- ball
- field
- court
- run
- score
- net
- players

page 74

Week 6 • Day 3
Graphing

Five Senses

We learn about the world by using our 5 senses. The 5 senses are seeing, hearing, smelling, touching, and tasting. Look at the pictures on the left side of the graph. Think about which of your senses you use to learn about it. Draw a checkmark in the box to show the senses used. (Hint: You might use more than one.)

	See	Hear	Smell	Touch	Taste
	✓	✓	✓	✓	
	✓				
	✓			✓	✓
	✓		✓	✓	
	✓			✓	

Now graph how many senses you used for each object.

5					
4					
3					
2					
1					

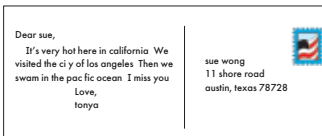
Check your child's work.

page 75

Week 6 • Day 3
Proper Nouns

Capitalize Names and Places

Special names of people and places always begin with capital letters. They are called **proper nouns**. Read the postcard. Find the proper nouns. Write them correctly on the lines below.



Dear sue,
It's very hot here in California. We visited the city of Los Angeles. Then we swam in the Pacific Ocean. I miss you.
Love,
Tonya

sue wong
11 shore road
Austin, Texas 78728

- _____
- _____
- _____
- _____
- _____
- _____
- _____
- _____

Write a sentence with a proper noun. Underline the capital letter or letters in the proper noun. Then write whether it names a person or a place.

page 76

Week 6 • Day 4
Reading for Details

Gorillas

Details are parts of a story. Details help you understand what the story is about.

Gorillas are the largest apes. They live in the rain forests of Africa. Every morning, they wake up and eat a breakfast of leaves, fruit, and bark. During most of the day, the adult gorillas take naps. Meanwhile, young gorillas play. They wrestle and chase each other. They swing on vines. When the adults wake up, everyone eats again. When there is danger, gorillas stand up on their hind legs, scream, and beat their chests. Every night before it gets dark, the gorillas build a new nest to sleep in. They break off leafy branches to make their beds, either on the ground or in the trees. Baby gorillas snuggle up to their mothers to sleep.

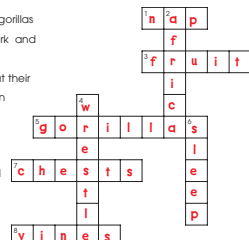
Find the answers to the puzzle in the story. Write the answers in the squares with the matching numbers.

Across

- During the day, adult gorillas _____
- Gorillas eat leaves, bark, and _____
- The largest apes are _____
- In danger, gorillas beat their _____
- Young gorillas swing on _____

Down

- The continent where gorillas live is _____
- When young gorillas play, they _____ and chase each other.
- Baby gorillas snuggle up to their mothers to _____.



On another sheet of paper, write two things gorillas do that people also do.

page 77

Week 6 • Day 4
ink Word Family

-ink Words

Unscramble each word. Write t on the line.

sikn	_____	rnki	_____
knwi	_____	hkint	_____
dknri	_____	nstki	_____
nlik	_____	kinp	_____

Find and circle each word from the Word Bank.

s p x f h t h i n k t h f s t i n k y l
r e p i n k s p x f h s n k t h c h f
t h f w i n k u y v b j k c h b n k i y
d r i n k s p b j k h s h r i n k t h f
u y v b j k b l s l i n k t h f l i n k
k b n k j k t h f c i n k s p x f n k t

Word Bank

drink sink
link stink
pink stink
rink think
shrink wink

Write a sentence using one of the ink family words.

page 78

Week 6 • Day 5
Handwriting

Shapes

Trace and write

oval

heart

circle

square

triangle

diamond

rectangle

Check your child's work.

page 79

Week 6 • Day 5
Simple Fractions

Parts to Color

A fraction has two numbers. The top number will tell you how many parts to color. The bottom number tells you how many parts there are.

Color 1/5 of the circle

Color 4/5 of the rectangle

Color 3/5 of the ants

Color 2/5 of the spiders

Color 0/5 of the bees

Color 5/5 of the worms

page 80