


# Summer Math Packet



## First Grade Entering Second Grade

1. Complete the following packet over the summer to review First Grade Math skills.
2. Practice addition and subtraction Math facts to 20. It is important to review facts as often as possible.  
*Here are a few suggestions on how to review Math facts:*
  - ✓ Flashcards
  - ✓ You are encouraged to continue using [www.xtramath.org](http://www.xtramath.org) to master Math facts.
3. Use the following website to further review the skills in this packet:
  - ✓ [http://www.softschools.com/grades/1st\\_grade/math/](http://www.softschools.com/grades/1st_grade/math/)
4. Use the 100 chart to identify 1 more, 1 less, 10 more and 10 less.

1	2	3	4	5	6	7	8	9	10
11	12	13	14	15	16	17	18	19	20
21	22	23	24	25	26	27	28	29	30
31	32	33	34	35	36	37	38	39	40
41	42	43	44	45	46	47	48	49	50
51	52	53	54	55	56	57	58	59	60
61	62	63	64	65	66	67	68	69	70
71	72	73	74	75	76	77	78	79	80
81	82	83	84	85	86	87	88	89	90
91	92	93	94	95	96	97	98	99	100

Name: \_\_\_\_\_

Skill: Addition Facts to 20

Directions: Add.

$$\begin{array}{r} 1. \quad 7 \\ + 6 \\ \hline \end{array}$$

$$\begin{array}{r} 2. \quad 5 \\ + 8 \\ \hline \end{array}$$

$$\begin{array}{r} 3. \quad 9 \\ + 6 \\ \hline \end{array}$$

$$\begin{array}{r} 4. \quad 5 \\ + 7 \\ \hline \end{array}$$

$$\begin{array}{r} 5. \quad 9 \\ + 9 \\ \hline \end{array}$$

$$\begin{array}{r} 6. \quad 10 \\ + 3 \\ \hline \end{array}$$

$$\begin{array}{r} 7. \quad 4 \\ + 4 \\ \hline \end{array}$$

$$\begin{array}{r} 8. \quad 7 \\ + 9 \\ \hline \end{array}$$

$$\begin{array}{r} 9. \quad 5 \\ + 5 \\ \hline \end{array}$$

$$\begin{array}{r} 10. \quad 9 \\ + 6 \\ \hline \end{array}$$

$$\begin{array}{r} 11. \quad 6 \\ + 8 \\ \hline \end{array}$$

$$\begin{array}{r} 12. \quad 7 \\ + 3 \\ \hline \end{array}$$

$$\begin{array}{r} 13. \quad 2 \\ + 5 \\ \hline \end{array}$$

$$\begin{array}{r} 14. \quad 3 \\ + 2 \\ \hline \end{array}$$

$$\begin{array}{r} 15. \quad 8 \\ + 9 \\ \hline \end{array}$$

$$\begin{array}{r} 16. \quad 7 \\ + 7 \\ \hline \end{array}$$

$$\begin{array}{r} 17. \quad 5 \\ + 9 \\ \hline \end{array}$$

$$\begin{array}{r} 18. \quad 3 \\ + 3 \\ \hline \end{array}$$

$$\begin{array}{r} 19. \quad 9 \\ + 7 \\ \hline \end{array}$$

$$\begin{array}{r} 20. \quad 9 \\ + 4 \\ \hline \end{array}$$

$$\begin{array}{r} 21. \quad 10 \\ + 4 \\ \hline \end{array}$$

$$\begin{array}{r} 22. \quad 8 \\ + 9 \\ \hline \end{array}$$

$$\begin{array}{r} 23. \quad 3 \\ + 5 \\ \hline \end{array}$$

$$\begin{array}{r} 24. \quad 7 \\ + 8 \\ \hline \end{array}$$

$$\begin{array}{r} 25. \quad 6 \\ + 9 \\ \hline \end{array}$$

$$\begin{array}{r} 26. \quad 4 \\ + 9 \\ \hline \end{array}$$

$$\begin{array}{r} 27. \quad 6 \\ + 6 \\ \hline \end{array}$$


$$\begin{array}{r} 28. \quad 4 \\ + 3 \\ \hline \end{array}$$

$$\begin{array}{r} 29. \quad 8 \\ + 8 \\ \hline \end{array}$$

$$\begin{array}{r} 30. \quad 10 \\ + 8 \\ \hline \end{array}$$

$$\begin{array}{r} 31. \quad 10 \\ + 10 \\ \hline \end{array}$$

$$\begin{array}{r} 32. \quad 3 \\ + 4 \\ \hline \end{array}$$



Name: \_\_\_\_\_

Skill: Subtraction Facts

Directions: Subtract.



$$\begin{array}{r} 1. \quad 20 \\ - 10 \\ \hline \end{array}$$

$$\begin{array}{r} 2. \quad 18 \\ - 6 \\ \hline \end{array}$$

$$\begin{array}{r} 3. \quad 13 \\ - 6 \\ \hline \end{array}$$

$$\begin{array}{r} 4. \quad 14 \\ - 6 \\ \hline \end{array}$$

$$\begin{array}{r} 5. \quad 15 \\ - 9 \\ \hline \end{array}$$

$$\begin{array}{r} 6. \quad 13 \\ - 3 \\ \hline \end{array}$$

$$\begin{array}{r} 7. \quad 15 \\ - 7 \\ \hline \end{array}$$


$$\begin{array}{r} 8. \quad 8 \\ - 4 \\ \hline \end{array}$$

$$\begin{array}{r} 9. \quad 8 \\ - 5 \\ \hline \end{array}$$

$$\begin{array}{r} 10. \quad 14 \\ - 7 \\ \hline \end{array}$$

$$\begin{array}{r} 11. \quad 16 \\ - 8 \\ \hline \end{array}$$

$$\begin{array}{r} 12. \quad 15 \\ - 5 \\ \hline \end{array}$$



$$\begin{array}{r} 13. \quad 13 \\ - 4 \\ \hline \end{array}$$

$$\begin{array}{r} 14. \quad 7 \\ - 4 \\ \hline \end{array}$$

$$\begin{array}{r} 15. \quad 9 \\ - 8 \\ \hline \end{array}$$

$$\begin{array}{r} 16. \quad 15 \\ - 8 \\ \hline \end{array}$$

$$\begin{array}{r} 17. \quad 18 \\ - 9 \\ \hline \end{array}$$

$$\begin{array}{r} 18. \quad 18 \\ - 8 \\ \hline \end{array}$$

$$\begin{array}{r} 19. \quad 13 \\ - 7 \\ \hline \end{array}$$

$$\begin{array}{r} 20. \quad 15 \\ - 6 \\ \hline \end{array}$$

$$\begin{array}{r} 21. \quad 5 \\ - 3 \\ \hline \end{array}$$

$$\begin{array}{r} 22. \quad 9 \\ - 5 \\ \hline \end{array}$$

$$\begin{array}{r} 23. \quad 17 \\ - 9 \\ \hline \end{array}$$

$$\begin{array}{r} 24. \quad 12 \\ - 4 \\ \hline \end{array}$$

$$\begin{array}{r} 25. \quad 14 \\ - 5 \\ \hline \end{array}$$

$$\begin{array}{r} 26. \quad 13 \\ - 4 \\ \hline \end{array}$$

$$\begin{array}{r} 27. \quad 15 \\ - 5 \\ \hline \end{array}$$

$$\begin{array}{r} 28. \quad 12 \\ - 9 \\ \hline \end{array}$$

$$\begin{array}{r} 29. \quad 12 \\ - 4 \\ \hline \end{array}$$

$$\begin{array}{r} 30. \quad 13 \\ - 10 \\ \hline \end{array}$$

$$\begin{array}{r} 31. \quad 14 \\ - 10 \\ \hline \end{array}$$

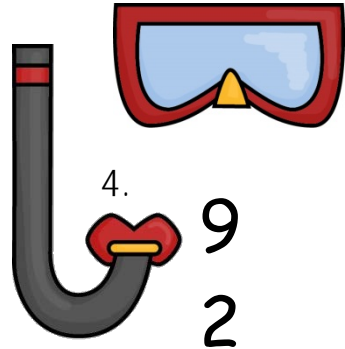
$$\begin{array}{r} 32. \quad 7 \\ - 3 \\ \hline \end{array}$$

$$\begin{array}{r} 33. \quad 15 \\ - 9 \\ \hline \end{array}$$

Name: \_\_\_\_\_

Skill: 3 Addends

Directions: Add three numbers.



1.

$$\begin{array}{r} 6 \\ 6 \\ + 4 \\ \hline \end{array}$$

2.

$$\begin{array}{r} 4 \\ 5 \\ + 5 \\ \hline \end{array}$$

3.

$$\begin{array}{r} 2 \\ 3 \\ + 4 \\ \hline \end{array}$$

4.

$$\begin{array}{r} 9 \\ 2 \\ + 3 \\ \hline \end{array}$$

5.

$$\begin{array}{r} 7 \\ 7 \\ + 5 \\ \hline \end{array}$$

6.

$$\begin{array}{r} 2 \\ 8 \\ + 3 \\ \hline \end{array}$$

7.

$$\begin{array}{r} 1 \\ 7 \\ + 8 \\ \hline \end{array}$$

8.

$$\begin{array}{r} 3 \\ 9 \\ + 1 \\ \hline \end{array}$$

9.

$$\begin{array}{r} 8 \\ 4 \\ + 8 \\ \hline \end{array}$$

10.

$$\begin{array}{r} 5 \\ 5 \\ + 5 \\ \hline \end{array}$$

11.

$$\begin{array}{r} 6 \\ 6 \\ + 4 \\ \hline \end{array}$$

12.

$$\begin{array}{r} 4 \\ 5 \\ + 5 \\ \hline \end{array}$$

13.

$$\begin{array}{r} 2 \\ 3 \\ + 4 \\ \hline \end{array}$$

14.

$$\begin{array}{r} 9 \\ 2 \\ + 3 \\ \hline \end{array}$$

15.

$$\begin{array}{r} 7 \\ 7 \\ + 5 \\ \hline \end{array}$$

16.

$$\begin{array}{r} 2 \\ 8 \\ + 3 \\ \hline \end{array}$$

17.

$$\begin{array}{r} 1 \\ 7 \\ + 8 \\ \hline \end{array}$$

18.

$$\begin{array}{r} 3 \\ 9 \\ + 1 \\ \hline \end{array}$$

19.

$$\begin{array}{r} 8 \\ 4 \\ + 8 \\ \hline \end{array}$$

20.

$$\begin{array}{r} 5 \\ 5 \\ + 5 \\ \hline \end{array}$$

Name: \_\_\_\_\_

Skill: Fact Families

Directions: Write the fact family.

6, 5, 11


11, 8, 3

12, 7, 5

5, 4, 9

10, 3, 7


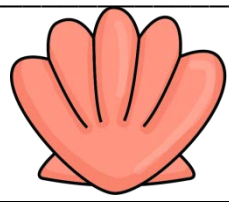
8, 15, 7



Name: \_\_\_\_\_

Skill: Comparing numbers

Directions: Compare. Use  $<$ ,  $>$  or  $=$ .



$9 \underline{\hspace{1cm}} 10$	$8 \underline{\hspace{1cm}} 8$	$66 \underline{\hspace{1cm}} 99$	$25 \underline{\hspace{1cm}} 22$
---------------------------------	--------------------------------	----------------------------------	----------------------------------

$89 \underline{\hspace{1cm}} 90$	$59 \underline{\hspace{1cm}} 58$	$36 \underline{\hspace{1cm}} 36$	$19 \underline{\hspace{1cm}} 39$
----------------------------------	----------------------------------	----------------------------------	----------------------------------

$19 \underline{\hspace{1cm}} 18$	$67 \underline{\hspace{1cm}} 76$	$72 \underline{\hspace{1cm}} 64$	$22 \underline{\hspace{1cm}} 32$
----------------------------------	----------------------------------	----------------------------------	----------------------------------

$98 \underline{\hspace{1cm}} 98$	$31 \underline{\hspace{1cm}} 30$	$75 \underline{\hspace{1cm}} 75$	$45 \underline{\hspace{1cm}} 43$
----------------------------------	----------------------------------	----------------------------------	----------------------------------

$7 + 8 \underline{\hspace{1cm}} 7 + 9$	$18 \underline{\hspace{1cm}} 9 + 9$
--	-------------------------------------

$6 + 7 \underline{\hspace{1cm}} 6 + 6$	$4 + 3 \underline{\hspace{1cm}} 2 + 9$
--	--


$4 + 7 \underline{\hspace{1cm}} 9 + 3$	$5 + 4 \underline{\hspace{1cm}} 4 + 5$
--	--

Name: \_\_\_\_\_


Skill: Number & Ordinal Number Words

Directions: Use the word bank to write the number words and ordinal numbers.

third	fourth	sixth	first	seventh
fifth	eighth	ninth	second	tenth
six	seven	eight	ten	one
two	four	three	nine	five



2		3	
7		9	
1 <sup>st</sup>		3 <sup>rd</sup>	
6 <sup>th</sup>		7 <sup>th</sup>	
4		5	
2 <sup>nd</sup>		4 <sup>th</sup>	
8		5 <sup>th</sup>	
10		6	
10 <sup>th</sup>		9 <sup>th</sup>	
8 <sup>th</sup>		1	






Name: \_\_\_\_\_

Skill: Geometry

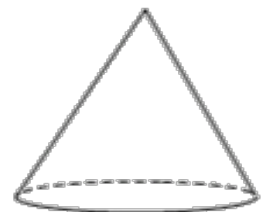
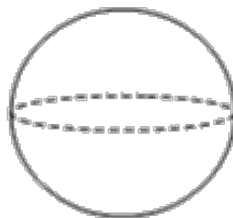
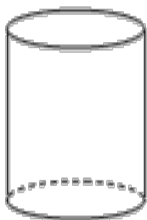
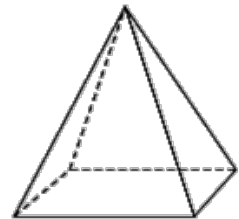
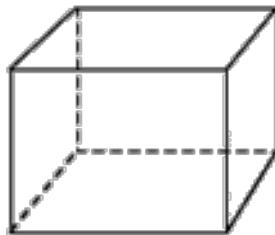
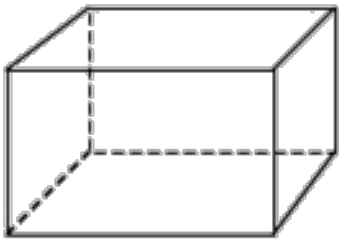
Directions: Fill in the chart.



SHAPE	HOW MANY SIDES?	HOW MANY CORNERS?
triangle 		
circle 		
square 		
rectangle 		


Directions: Label the solid shapes.

rectangular prism	sphere	pyramid
cube	cylinder	cone



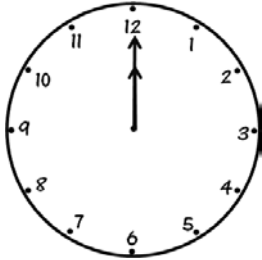


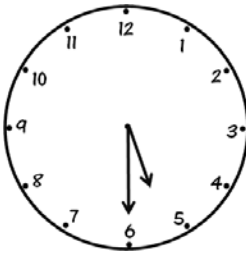
Name: \_\_\_\_\_

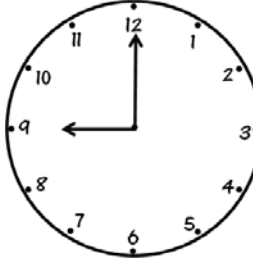


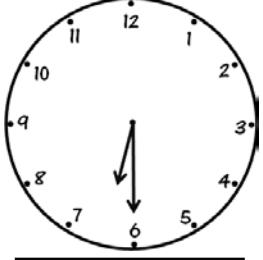
Skill: Telling Time to the hour and half hour

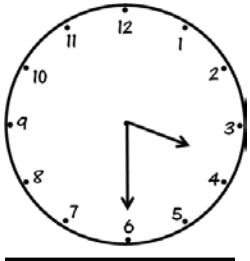
Directions: Write the time in the clocks.

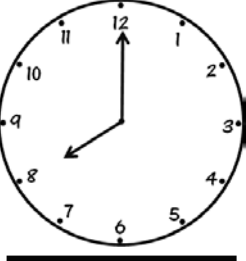
1. 

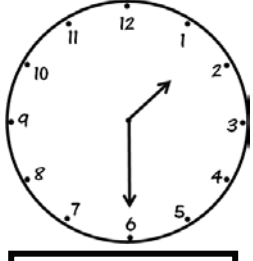
2. 

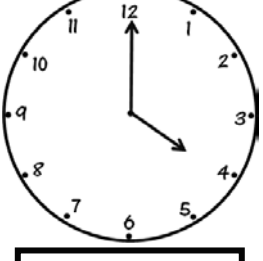
3. 

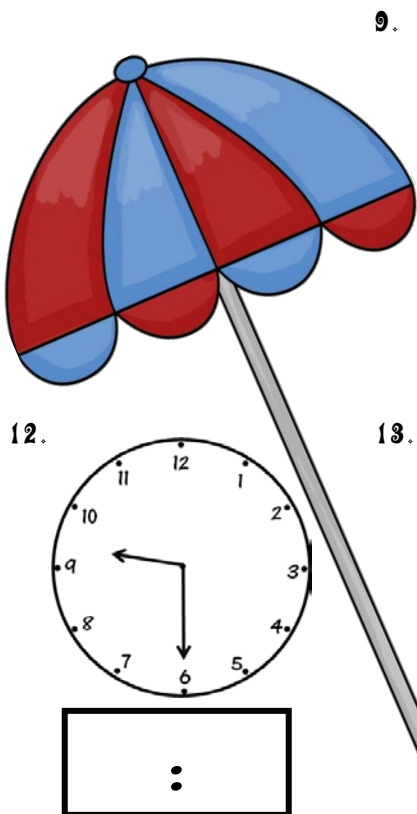
4. 

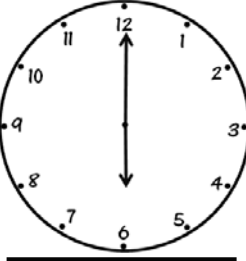
5. 

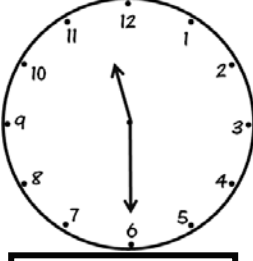
6. 

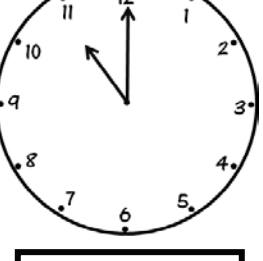
7. 

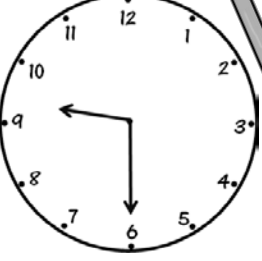
8. 

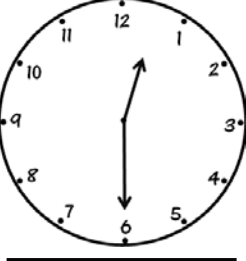



9. 

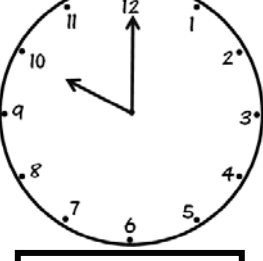
10. 

11. 

12. 

13. 

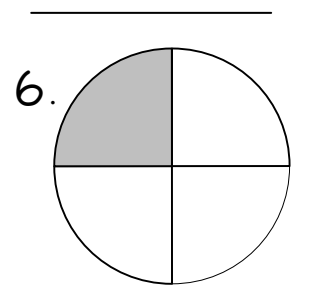

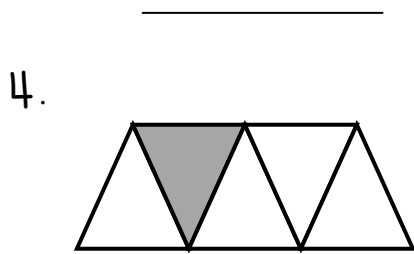
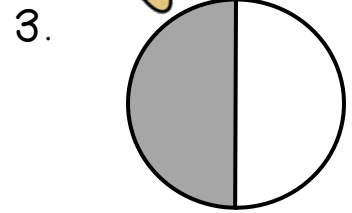
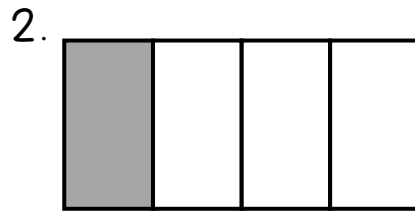
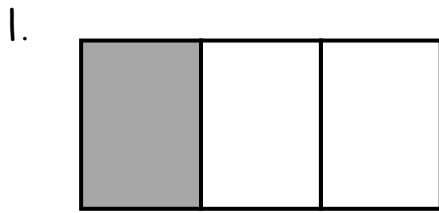
14. 

15. 

Name: \_\_\_\_\_


Skill: Fractions

Directions: Write the fraction for the shaded parts.





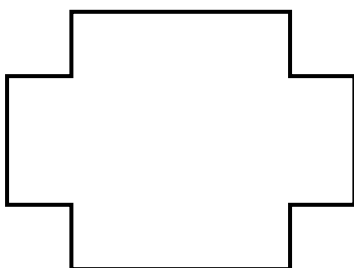
7. Draw 2 equal parts. \_\_\_\_\_

8. Draw 3 equal parts. \_\_\_\_\_



9. Draw 2 equal parts.


10. Draw 4 equal parts.



Name: \_\_\_\_\_

Skill: Skip Counting / Even and Odd Numbers

Directions: Write the missing numbers.



Circle the skip counting pattern.

1.	40	50					100	2s	5s	10s
2.	2		6		10			2s	5s	10s
3.			70		80	85		2s	5s	10s
4.	56	58		62				2s	5s	10s
5.	15	20				40		2s	5s	10s
6.			84			90	92	2s	5s	10s
7.	18		22		26			2s	5s	10s
8.	90	80			50			2s	5s	10s
9.			54	56			62	2s	5s	10s
10.	30	35						2s	5s	10s

Circle if the number is even or odd.

45	even	odd	70	even	odd
34	even	odd	27	even	odd
68	even	odd	12	even	odd
16	even	odd	51	even	odd
83	even	odd	99	even	odd
5	even	odd	74	even	odd
14	even	odd	20	even	odd
88	even	odd	94	even	odd
11	even	odd	97	even	odd

Name: \_\_\_\_\_

Skill: Tally Charts

Directions: Use the tally chart to answer the questions.

Birthdays		TOTAL
Winter		
Spring		
Summer		
Fall		

1. How many birthdays are during the Winter? \_\_\_\_\_

2. Which season has the least amount of birthdays?

How many?

---

3. Which season has the most amount of birthdays?

How many?

---

4. How many votes in all? \_\_\_\_\_

5. How many birthdays in Winter and Spring? \_\_\_\_\_

Write the Math fact:    =

6. How many more birthdays in Winter than Summer? \_\_\_\_\_

Write the Math fact:    =

7. Make tallies for the number 17. \_\_\_\_\_





Name: \_\_\_\_\_

Skill: Graphs

Directions: Use the graph to answer the questions on the following page.

# Things to Do at the Beach

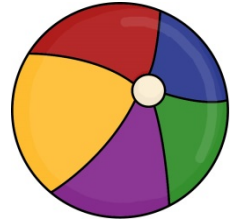


10				
9				
8				
7				
6				
5				
4				
3				
2				
1				
	Build a Sand Castle 	Swim in the Ocean 	Look for Seashells 	Play Ball 

Name: \_\_\_\_\_

Skill: Graphs

Directions: Use the graph to answer the questions.



1. What is the title of the graph?

---

2. How many children chose each activity?



Build a sand castle \_\_\_\_\_ Swim in the ocean \_\_\_\_\_


Look for seashells \_\_\_\_\_ Play ball \_\_\_\_\_

3. Which activity was chosen the most? \_\_\_\_\_

4. Which activity was chosen the least? \_\_\_\_\_

5. How many more children chose building sand castles than looking for shells? \_\_\_\_\_ more

6. How many fewer children chose play ball than swim in the ocean? \_\_\_\_\_ fewer



7. How many children voted in all? \_\_\_\_\_

8. How many children chose build a sand castle and look for shells? \_\_\_\_\_ in all

9. What would you vote for? \_\_\_\_\_

10. Why? \_\_\_\_\_



Name: \_\_\_\_\_

Skill: Word Problems

Directions: Read and solve the word problems. Write the number sentence.


1. There were 7 buckets and 8 shovels.  
How many in all?

\_\_\_\_\_ in all




2. There were 12 children building a sand castle. 7 of them went to swim in the ocean. How many children were left building the sand castle?

\_\_\_\_\_ children



3. Bill and Sam went for a bike ride. They each saw 9 palm trees. How many palm trees did they see in all?

\_\_\_\_\_ palm trees in all



4. Jan read 5 books in June. She read 8 books in July. How many books did Jan read in all?

\_\_\_\_\_ books in all



5. Josh found 13 seashells. He gave 6 to his sister. How many shells did he have left?

\_\_\_\_\_ seashells in all




Name: \_\_\_\_\_

Skill: Word Problems

Directions: Read and solve the word problems. Write the number sentence.


1. There were 65 students in 1<sup>st</sup> grade.  
23 were girls.  
How many were boys?

\_\_\_\_\_ boys



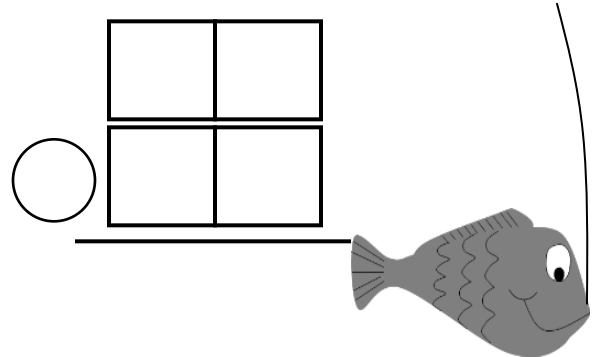
2. On Monday, Stan reads 54 pages in his book.  
On Tuesday, he read 42 pages in his book.  
How many pages did Stan read altogether?

\_\_\_\_\_ pages altogether




3. Barb caught 34 fish on vacation.  
Mike caught 1 more fish than Barb.  
How many fish did they catch in all?

\_\_\_\_\_ fish in all



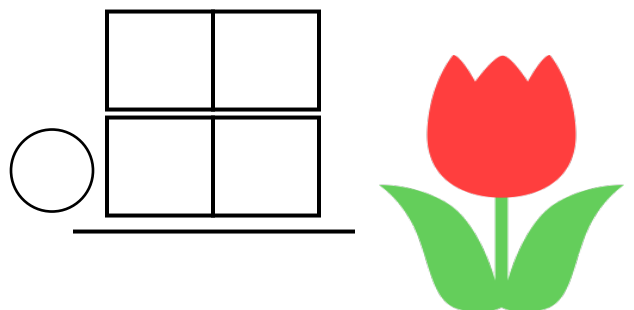
4. 29 swimmers were in the ocean.  
14 came in to eat lunch.  
How many swimmers stayed in the ocean?

\_\_\_\_\_ swimmers



5. There were 67 flowers in Pat's garden.  
She picked 14 flowers.  
How many flowers were left?

\_\_\_\_\_ flowers

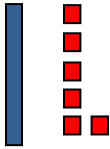
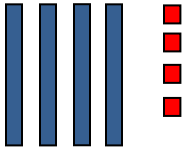



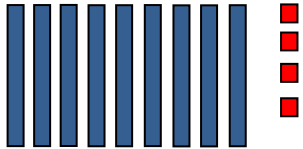




Name: \_\_\_\_\_

Skill: Place Value~ Tens and Ones

Directions: Write the number.

1.  _____	2.  _____	3.  _____
4.  _____	5.  _____	6.  _____

Write the number.

7. 7 tens and 5 ones

\_\_\_\_\_

8. 3 tens and 2 ones

\_\_\_\_\_

9. 6 tens and 8 ones

\_\_\_\_\_

Write how many tens and ones.

10.  $81 =$  \_\_\_\_\_ tens and \_\_\_\_\_ ones

11.  $62 =$  \_\_\_\_\_ tens and \_\_\_\_\_ ones

12.  $90 =$  \_\_\_\_\_ tens and \_\_\_\_\_ ones



Name: \_\_\_\_\_

Skill: Addition & Subtraction

Directions: Write the missing number to make the equation true.

1.  
\_\_\_\_\_ + 3 = 7

2.  
\_\_\_\_\_ + 9 = 12

3.  
\_\_\_\_\_ + 8 = 15

4.  
\_\_\_\_\_ + 9 = 18

5.  
5 + \_\_\_\_\_ = 12

6.  
6 + \_\_\_\_\_ = 13

7.  
4 + \_\_\_\_\_ = 11

8.  
7 + \_\_\_\_\_ = 17

9.  
\_\_\_\_\_ - 3 = 9

10.  
\_\_\_\_\_ - 5 = 3

11.  
\_\_\_\_\_ - 7 = 5

12.  
\_\_\_\_\_ - 6 = 12

13.  
15 - \_\_\_\_\_ = 8

14.  
12 - \_\_\_\_\_ = 10

15.  
11 - \_\_\_\_\_ = 11

16.  
9 - \_\_\_\_\_ = 4

17.  
\_\_\_\_\_ + 8 = 12

18.  
\_\_\_\_\_ + 9 = 17

19.  
\_\_\_\_\_ + 4 = 15

20.  
\_\_\_\_\_ + 9 = 10

21.  
8 + \_\_\_\_\_ = 11

22.  
5 + \_\_\_\_\_ = 10

23.  
4 + \_\_\_\_\_ = 8

24.  
7 + \_\_\_\_\_ = 14

9.  
\_\_\_\_\_ - 4 = 10

10.  
\_\_\_\_\_ - 2 = 16

13.  
18 - \_\_\_\_\_ = 9

14.  
12 - \_\_\_\_\_ = 12



Name: \_\_\_\_\_


Skill: 100 Chart

Directions: Fill in the missing numbers.

1									
									20
							28		
				35					
41									
					56				
	62								
			74						
						87			
91									100

Write in the numbers to tell one less, one more, ten less, or ten more.

One Less	#	One More
	55	
	23	
	78	
	99	
	34	




Ten Less	#	Ten More
	22	
	36	
	71	
	80	
	47	

Name: \_\_\_\_\_

Skill: Subtraction- Subtracting 2 Digit Numbers (no borrowing)

Directions: Subtract tens and ones.



1. 
$$\begin{array}{r} 35 \\ - 13 \\ \hline \end{array}$$

2. 
$$\begin{array}{r} 77 \\ - 10 \\ \hline \end{array}$$

3. 
$$\begin{array}{r} 57 \\ - 56 \\ \hline \end{array}$$

4. 
$$\begin{array}{r} 30 \\ - 20 \\ \hline \end{array}$$

5. 
$$\begin{array}{r} 75 \\ - 52 \\ \hline \end{array}$$

6. 
$$\begin{array}{r} 88 \\ - 63 \\ \hline \end{array}$$

7. 
$$\begin{array}{r} 29 \\ - 0 \\ \hline \end{array}$$

8. 
$$\begin{array}{r} 86 \\ - 31 \\ \hline \end{array}$$

9. 
$$\begin{array}{r} 53 \\ - 42 \\ \hline \end{array}$$

10. 
$$\begin{array}{r} 65 \\ - 4 \\ \hline \end{array}$$

11. 
$$\begin{array}{r} 25 \\ - 13 \\ \hline \end{array}$$

12. 
$$\begin{array}{r} 90 \\ - 20 \\ \hline \end{array}$$

13. 
$$\begin{array}{r} 48 \\ - 31 \\ \hline \end{array}$$

14. 
$$\begin{array}{r} 76 \\ - 70 \\ \hline \end{array}$$

15. 
$$\begin{array}{r} 38 \\ - 7 \\ \hline \end{array}$$

16. 
$$\begin{array}{r} 61 \\ - 50 \\ \hline \end{array}$$

17. 
$$\begin{array}{r} 58 \\ - 35 \\ \hline \end{array}$$

18. 
$$\begin{array}{r} 42 \\ - 21 \\ \hline \end{array}$$

19. 
$$\begin{array}{r} 78 \\ - 40 \\ \hline \end{array}$$

20. 
$$\begin{array}{r} 39 \\ - 16 \\ \hline \end{array}$$

21. 
$$\begin{array}{r} 52 \\ - 52 \\ \hline \end{array}$$

22. 
$$\begin{array}{r} 40 \\ - 20 \\ \hline \end{array}$$

23. 
$$\begin{array}{r} 62 \\ - 32 \\ \hline \end{array}$$

24. 
$$\begin{array}{r} 29 \\ - 7 \\ \hline \end{array}$$

25. 
$$\begin{array}{r} 30 \\ - 10 \\ \hline \end{array}$$

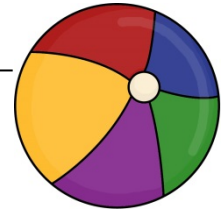
26. 
$$\begin{array}{r} 38 \\ - 23 \\ \hline \end{array}$$

27. 
$$\begin{array}{r} 55 \\ - 25 \\ \hline \end{array}$$

28. 
$$\begin{array}{r} 46 \\ - 33 \\ \hline \end{array}$$



Name: \_\_\_\_\_



Skill: Addition- Adding 2 Digit Numbers (no regrouping)

Directions: Add tens and ones.

1. 
$$\begin{array}{r} 33 \\ +53 \\ \hline \end{array}$$

2. 
$$\begin{array}{r} 61 \\ +20 \\ \hline \end{array}$$

3. 
$$\begin{array}{r} 42 \\ +36 \\ \hline \end{array}$$

4. 
$$\begin{array}{r} 70 \\ +3 \\ \hline \end{array}$$

5. 
$$\begin{array}{r} 55 \\ +24 \\ \hline \end{array}$$

6. 
$$\begin{array}{r} 80 \\ +5 \\ \hline \end{array}$$

7. 
$$\begin{array}{r} 37 \\ +20 \\ \hline \end{array}$$

8. 
$$\begin{array}{r} 54 \\ +33 \\ \hline \end{array}$$

9. 
$$\begin{array}{r} 80 \\ +10 \\ \hline \end{array}$$

10. 
$$\begin{array}{r} 15 \\ +54 \\ \hline \end{array}$$

11. 
$$\begin{array}{r} 73 \\ +3 \\ \hline \end{array}$$

12. 
$$\begin{array}{r} 10 \\ +20 \\ \hline \end{array}$$

13. 
$$\begin{array}{r} 68 \\ +31 \\ \hline \end{array}$$

14. 
$$\begin{array}{r} 50 \\ +10 \\ \hline \end{array}$$

15. 
$$\begin{array}{r} 61 \\ +7 \\ \hline \end{array}$$

16. 
$$\begin{array}{r} 92 \\ +3 \\ \hline \end{array}$$

17. 
$$\begin{array}{r} 20 \\ +25 \\ \hline \end{array}$$


18. 
$$\begin{array}{r} 32 \\ +21 \\ \hline \end{array}$$

19. 
$$\begin{array}{r} 82 \\ +10 \\ \hline \end{array}$$

20. 
$$\begin{array}{r} 61 \\ +16 \\ \hline \end{array}$$

21. 
$$\begin{array}{r} 52 \\ +43 \\ \hline \end{array}$$

22. 
$$\begin{array}{r} 40 \\ +20 \\ \hline \end{array}$$



23. 
$$\begin{array}{r} 55 \\ +10 \\ \hline \end{array}$$

24. 
$$\begin{array}{r} 21 \\ +37 \\ \hline \end{array}$$

25. 
$$\begin{array}{r} 30 \\ +30 \\ \hline \end{array}$$

26. 
$$\begin{array}{r} 14 \\ +73 \\ \hline \end{array}$$

27. 
$$\begin{array}{r} 35 \\ +20 \\ \hline \end{array}$$

28. 
$$\begin{array}{r} 46 \\ +33 \\ \hline \end{array}$$